

# OpenSearchCon

## NORTH AMERICA

September 8-10, 2025  
San Jose, California

## DEMOGRAPHIC DATA

#OpenSearchCon

## ATTENDEES PER REGION

84%

NORTH  
AMERICA

5%

EUROPE

9%

ASIA

1%

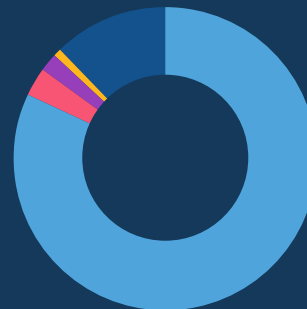
SOUTH  
AMERICA

NO ANSWER 1%

349 IN-PERSON  
ATTENDEES

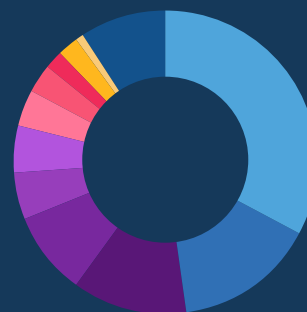
82% OF ATTENDEES  
IN INFORMATION  
TECHNOLOGY INDUSTRY

82 TOTAL ORGANIZATIONS  
REPRESENTED



### INDUSTRY

- Information Technology **82%**
- Consumer Goods **3%**
- Telecommunications **2%**
- Financials **1%**
- Other **12%**



### JOB FUNCTION

- Application Developer **33%**
- Architect **15%**
- Executive Leader **12%**
- Manager - Technical Teams **9%**
- DevOps / SRE / Sysadmin **5%**
- Marketing **5%**
- Product / Biz Dev **4%**
- Manager - Other **3%**
- Media / Analyst **2%**
- Systems / Embedded Developer **2%**
- Student **1%**
- Other **9%**

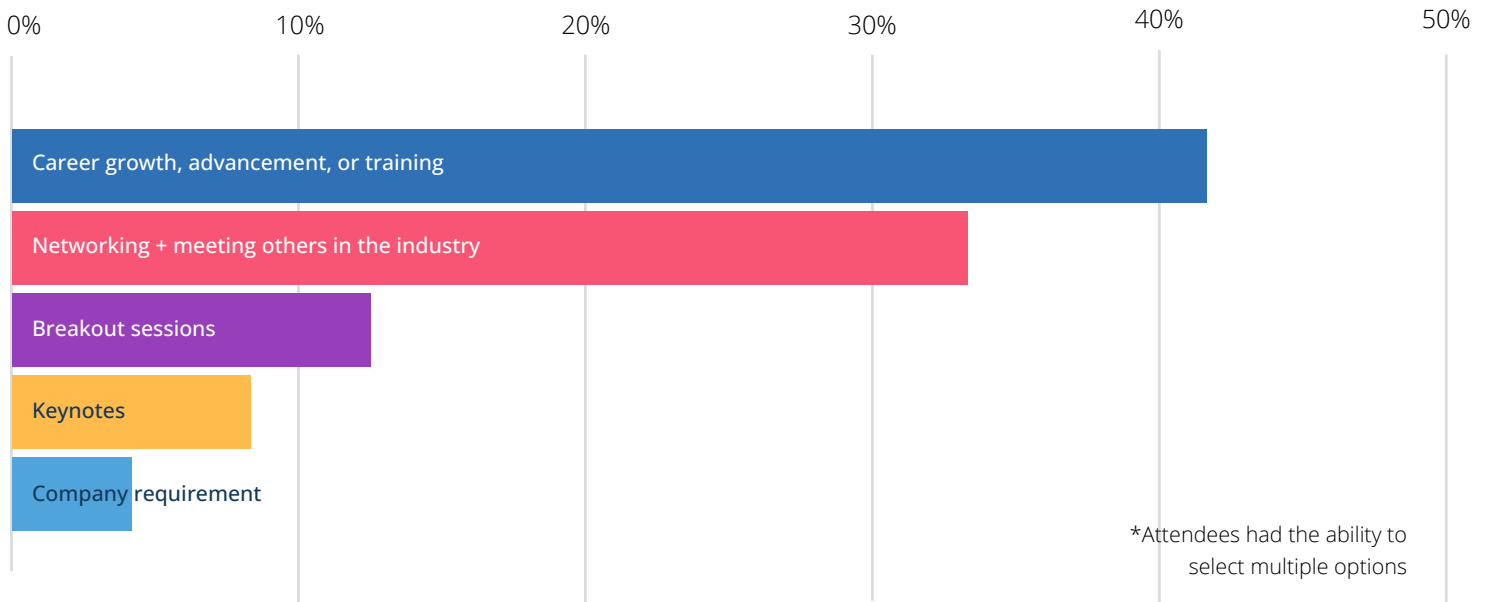
## TOP 3 JOB FUNCTIONS

APPLICATION DEVELOPER

ARCHITECT

EXECUTIVE LEADER

# PRIMARILY ATTENDED FOR:



**12** SPONSORS

**40** AVERAGE BADGE SCANS

**62** HIGHEST BADGE SCANS

**352** TOTAL BADGE SCANS

**81** CONFERENCE TALKS

**7** KEYNOTES

**74** BREAKOUT SESSIONS

**9%** GENDER MINORITY SPEAKERS



**MOST REPRESENTED COUNTRIES**

**USA, INDIA, CANADA**