

# OpenSearchCon KOREA

2025 November 4 | Seoul, South Korea

## DEMOGRAPHIC DATA

#OpenSearchCon



## ATTENDEES PER REGION

11%

NORTH  
AMERICA

1%

EUROPE

82%

ASIA

3%

AFRICA

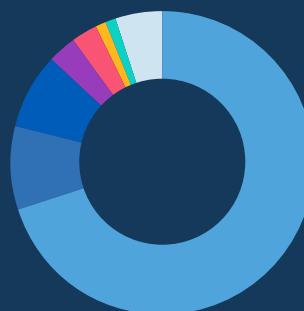
3%

OCEANIA

**187** IN-PERSON  
ATTENDEES

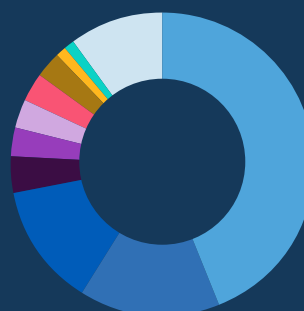
**70% OF ATTENDEES**  
IN INFORMATION  
TECHNOLOGY INDUSTRY

**37** TOTAL ORGANIZATIONS  
REPRESENTED



### INDUSTRY

- Information Technology **70%**
- Financial Services **9%**
- Telecommunications **8%**
- Consumer Goods **3%**
- Professional Services **3%**
- Automotive **1%**
- Non-Profit Organizations **1%**
- Other **5%**



### JOB FUNCTION

- Application Developer **44%**
- Architect **15%**
- DevOps / SRE / Sysadmin **13%**
- Student **4%**
- Executive Leader **3%**
- Manager - Other **3%**
- Manager - Technical Teams **3%**
- Marketing **3%**
- Product / Biz Dev **1%**
- Systems / Embedded Developer **1%**
- Other **10%**

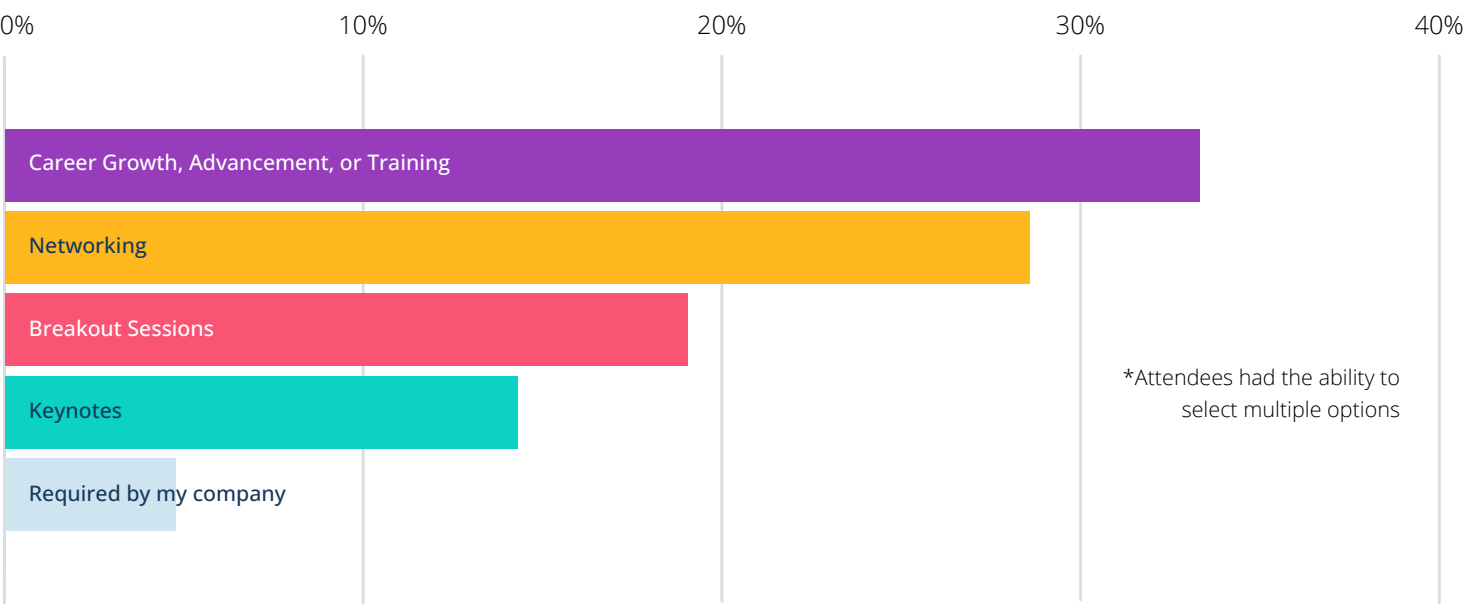
## TOP 3 JOB FUNCTIONS

APPLICATION DEVELOPER

ARCHITECT

DEVOPS / SRE / SYSADMIN

# PRIMARILY ATTENDED FOR:



**11**  
**CONFERENCE TALKS**

**4**  
**KEYNOTES**

**7**  
**BREAKOUT SESSIONS**