



EMBEDDED  
OPEN SOURCE  
SUMMIT

APRIL 16-18, 2024 | SEATTLE, WASHINGTON

# DEMOGRAPHIC DATA

#EMBEDDEDOSSUMMIT

# 867 IN-PERSON ATTENDEES

## 79% OF ATTENDEES IN TECHNICAL POSITIONS

# 721 TOTAL ORGANIZATIONS REPRESENTED

## ATTENDEES PER REGION

62%

NORTH AMERICA

27%

EUROPE

10%

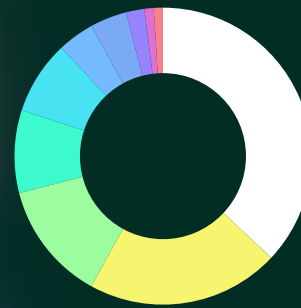
ASIA

.40%

SOUTH AMERICA

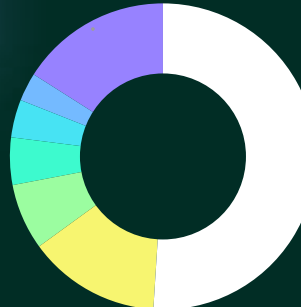
0.6%

OCEANIA



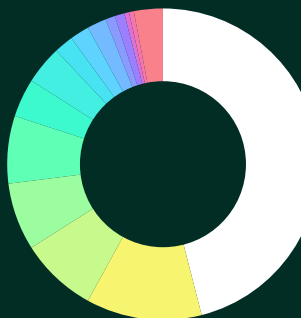
### Industry

- Information Technology **37%**
- Industrials **21%**
- Professional Services **13%**
- Automotive **9%**
- Consumer Goods **8%**
- Telecommunications **4%**
- Non Profit Organization **4%**
- Energy **2%**
- Health Care **1%**
- Materials **1%**



### Job Level

- Individual Contributor **51%**
- Manager **14%**
- Director **7%**
- CXO / ED **5%**
- VP / SVP / GM **4%**
- Academic **3%**
- Other **16%**



### Job Function

- Systems/Embedded Developer **46%**
- Kernel/Operating Systems Developer **12%**
- Manager - Technical Teams **8%**
- Executive Leader **7%**
- Architect **7%**
- Application Developer (Front-end/Back-end/Mobile/Full Stack) **4%**
- Marketing **4%**
- Manager - Other **2%**
- Student **2%**
- Product/Biz Dev **2%**
- DevOps/SRE/Sysadmin **1%**
- Professor / Academic **1%**
- Manager - OSPO **0.5%**
- Media / Analyst **0.5%**
- Other **3%**

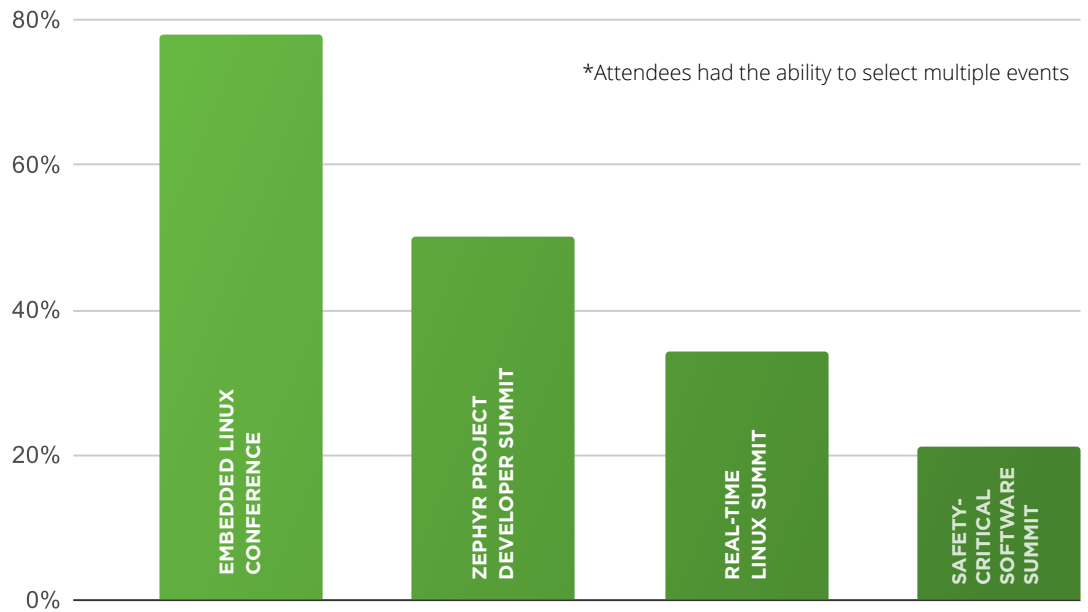
## TOP 3 JOB FUNCTIONS:

SYSTEMS/EMBEDDED DEVELOPER

KERNEL/OPERATING SYSTEMS DEVELOPER

MANAGER - TECHNICAL TEAMS

# PRIMARYLY ATTENDED FOR:



**19**  
SPONSORS

**57** AVERAGE IN-PERSON BADGE SCANS  
**264** HIGHEST IN-PERSON BADGE SCANS  
**1,133** TOTAL IN-PERSON BADGE SCANS

**6,071** TOTAL BADGE SCANS  
FOR ALL OPEN SOURCE SUMMIT NORTH AMERICA  
& EMBEDDED OPEN SOURCE SUMMIT SPONSORS COMBINED

**153** CONFERENCE TALKS



**MOST REPRESENTED COUNTRIES**  
**USA, CANADA, UNITED KINGDOM**

**TOTAL COUNTRIES REPRESENTED: 46**

**GENDER MINORITY SPEAKERS: 11%**