



OPEN COMPLIANCE SUMMIT

2024 October 30-31
Tokyo, Japan

#opencompliance



121
Attendees

45
Total Organizations Represented

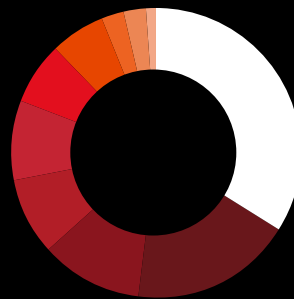
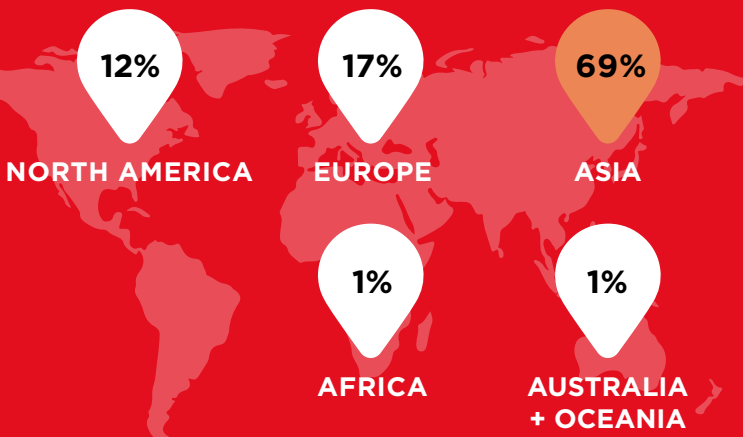
28
Conference Talks



Most Represented Countries

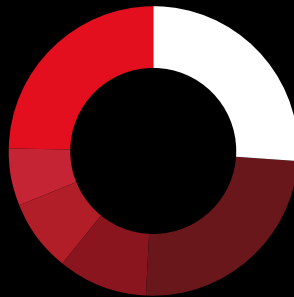
Japan, USA, China

ATTENDEES PER REGION



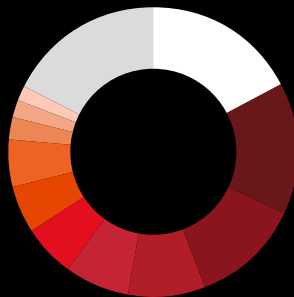
Industry

- Information Technology **33%**
- Automotive **18%**
- Professional Services **11%**
- Consumer Goods **9%**
- Industrials **9%**
- Non Profit Organization **7%**
- Telecommunications **6%**
- Health Care **3%**
- Materials **3%**
- Financials **1%**



Job Level

- Individual Contributor **25%**
- Manager **24%**
- CXO / ED **10%**
- Director **8%**
- VP / SVP / GM **6%**
- Other **27%**



Job Function

- Legal / Compliance **17%**
- Manager - OSPO **15%**
- Executive Leader **12%**
- Architect **9%**
- Application Developer (Front-end/Back-end/Mobile/Full Stack) **7%**
- Kernel/Operating Systems Developer **6%**
- Manager - Other **5%**
- Systems/Embedded Developer **5%**
- Manager - Technical Teams **3%**
- Product/Biz Dev **2%**
- DevOps/SRE **2%**
- Other **17%**

TOP 3 JOB FUNCTIONS:

- LEGAL / COMPLIANCE
- MANAGER - OSPO
- EXECUTIVE LEADER