

THE LINUX FOUNDATION



OPEN SOURCE SUMMIT JAPAN




2024 OCTOBER 28-29 | TOKYO, JAPAN

DEMOGRAPHIC DATA

#OSSUMMIT & #AIDEV



ATTENDEES PER REGION



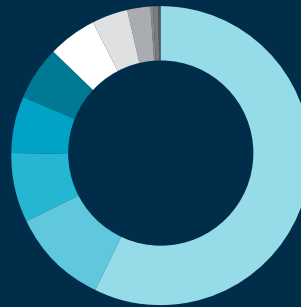
878

IN-PERSON ATTENDEES

55% OF ATTENDEES IN TECHNICAL POSITIONS

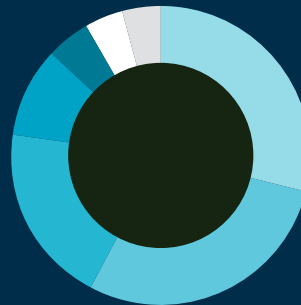
560

TOTAL ORGANIZATIONS REPRESENTED



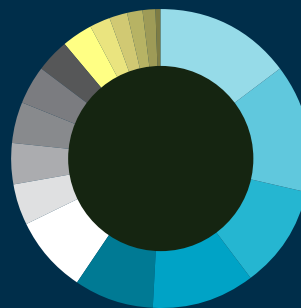
Industry

- Information Technology **56%**
- Automotive **11%**
- Industrials **7%**
- Non Profit Organization **6%**
- Telecommunications **6%**
- Professional Services **5%**
- Financials **4%**
- Consumer Goods **2%**
- Health Care **1%**
- Materials **1%**
- Energy **1%**



Job Level

- Other **29%**
- Individual Contributor **28%**
- Manager **20%**
- Director **10%**
- CXO / ED **5%**
- Academic **4%**
- VP / SVP / GM **4%**



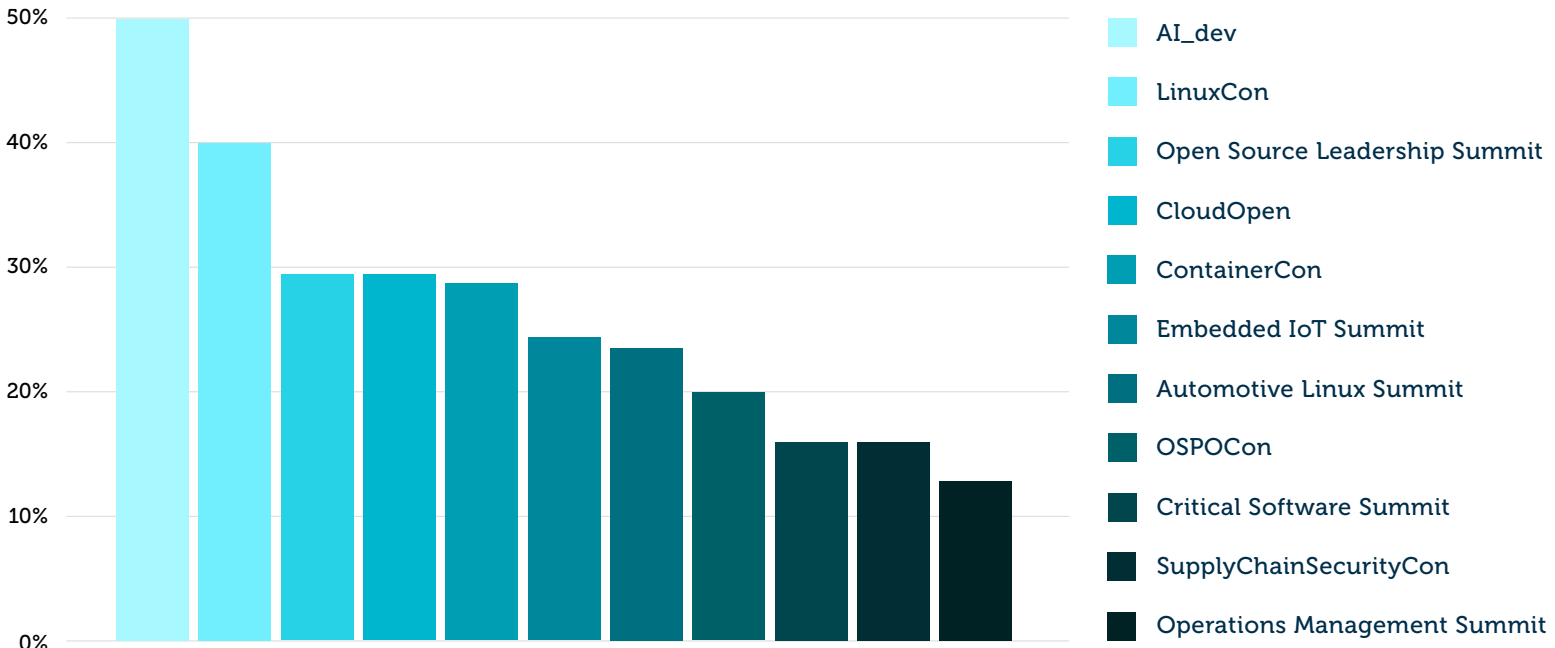
Job Function

- Systems/Embedded Developer **14%**
- Application Developer [Front-end/Back-end/Mobile/Full Stack] **11%**
- Architect **11%**
- Manager - Technical Teams **9%**
- Executive Leader **8%**
- Product/Biz Dev **5%**
- DevOps/SRE **4%**
- Kernel/Operating Systems Developer **4%**
- Manager - Other **4%**
- Marketing **4%**
- Manager - OSPO **3%**
- Student **2%**
- DevOps/SRE/Sysadmin **2%**
- Professor / Academic **2%**
- Media / Analyst **2%**
- Legal / Compliance **1%**
- Other **14%**

TOP 3 JOB FUNCTIONS:

- SYSTEMS/ EMBEDDED DEVELOPER
- APPLICATION DEVELOPER
- ARCHITECT

PRIMARYLY ATTENDED FOR:



26 SPONSORS

75 AVERAGE IN-PERSON BADGE SCANS
15% increase from 2023

166 HIGHEST IN-PERSON BADGE SCANS

1,427 TOTAL IN-PERSON BADGE SCANS
55% increase from 2023

97 CONFERENCE TALKS



MOST REPRESENTED COUNTRIES
JAPAN, USA, INDIA

TOTAL COUNTRIES REPRESENTED: 37