

THE LINUX FOUNDATION



# OPEN SOURCE SUMMIT

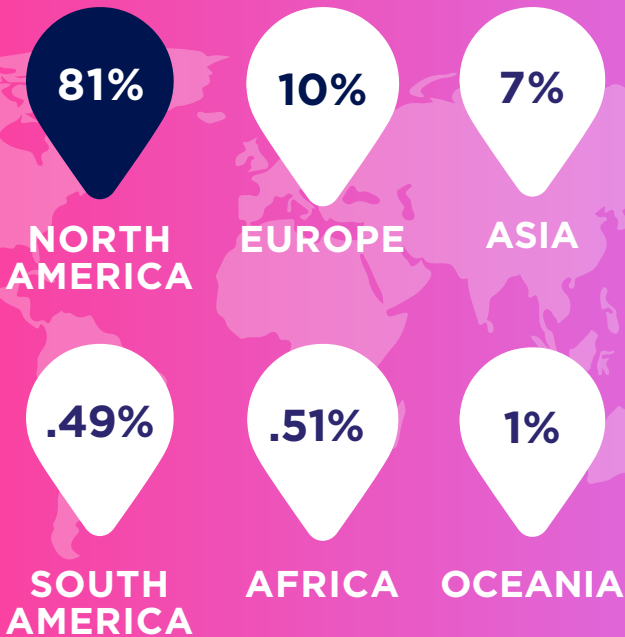
NORTH AMERICA

APRIL 16-18, 2024 | SEATTLE, WASHINGTON

## DEMOGRAPHIC DATA

#OSSUMMIT

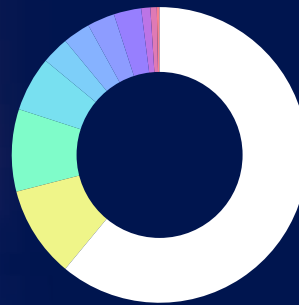
### ATTENDEES PER REGION



# 1,961 IN-PERSON ATTENDEES

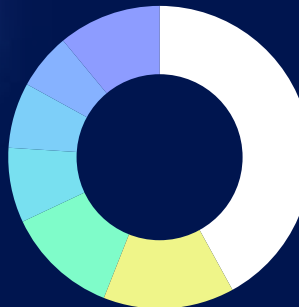
## 56% OF ATTENDEES IN TECHNICAL POSITIONS

# 721 TOTAL ORGANIZATIONS REPRESENTED



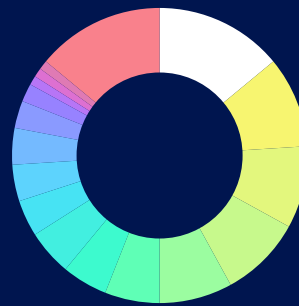
#### Industry

- Information Technology **61%**
- Non Profit Organization **10%**
- Professional Services **9%**
- Industrials **6%**
- Consumer Goods **3%**
- Automotive **3%**
- Financials **3%**
- Telecommunications **3%**
- Health Care **1%**
- Energy **0.7%**
- Materials **0.3%**



#### Job Level

- Individual Contributor **42%**
- Manager **14%**
- Director **12%**
- CXO / ED **8%**
- Academic **7%**
- VP / SVP / GM **6%**
- Other **11%**



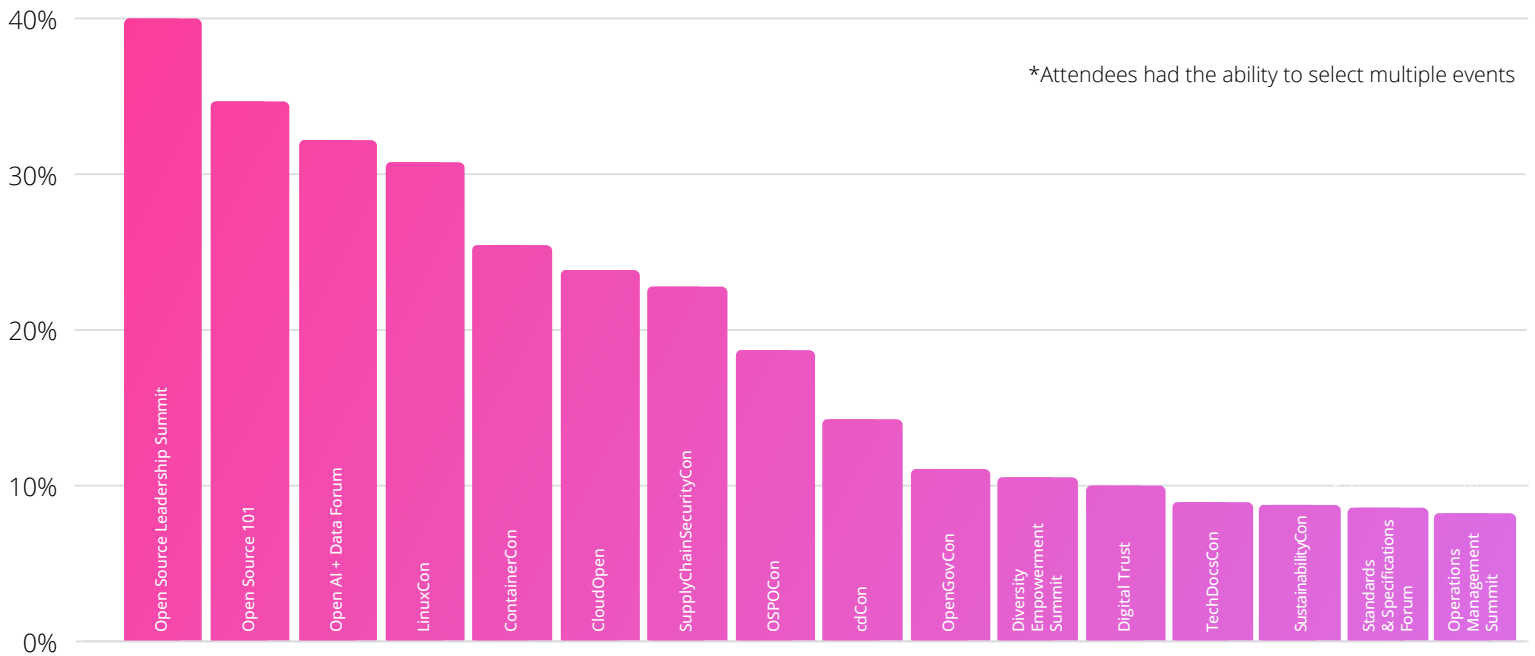
#### Job Function

- Systems/Embedded Developer **14%**
- Application Developer [Front-end/Back-end/Mobile/Full Stack] **10%**
- Architect **9%**
- Executive Leader **9%**
- Manager - Technical Teams **8%**
- Student **6%**
- Marketing **5%**
- Kernel/Operating Systems Developer **5%**
- Manager - Other **4%**
- DevOps/SRE **4%**
- Product/Biz Dev **4%**
- Manager - OSPO **3%**
- Professor / Academic **2%**
- DevOps/SRE/Sysadmin **1%**
- Legal / Compliance **1%**
- Media / Analyst **1%**
- Other **14%**

### TOP 3 JOB FUNCTIONS:

- SYSTEMS/ EMBEDDED DEVELOPER
- APPLICATION DEVELOPER
- ARCHITECT

## PRIMARYLY ATTENDED FOR:



**48** SPONSORS

**110** AVERAGE IN-PERSON BADGE SCANS  
*25% increase from 2023*

**427** HIGHEST IN-PERSON BADGE SCANS  
*54% increase from 2023*

**4,938** TOTAL IN-PERSON BADGE SCANS  
*17% increase from 2023*

**271** CONFERENCE TALKS

**1,227** TALKS SUBMITTED **19% INCREASE FROM 2023**



**MOST REPRESENTED COUNTRIES**  
**USA, CANADA, UNITED KINGDOM**

**GENDER MINORITY SPEAKERS: 32%**