



DEVELOPER SUMMIT 2025

NOVEMBER 10-11, 2025 | ATLANTA, GEORGIA

DEMOGRAPHIC DATA

#PX4DevSummit

164

REGISTRANTS

95% ATTENDANCE RATE

35%

OF ATTENDEES
IN THE INFORMATION
TECHNOLOGY INDUSTRY

84

TOTAL
ORGANIZATIONS
REPRESENTED

ATTENDEES PER REGION

76%

NORTH
AMERICA

16%

EUROPE

6%

ASIA

1%

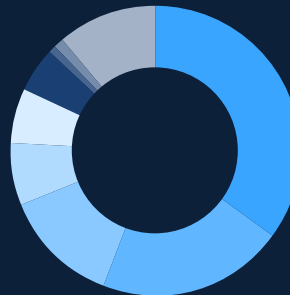
SOUTH
AMERICA

1%

AFRICA

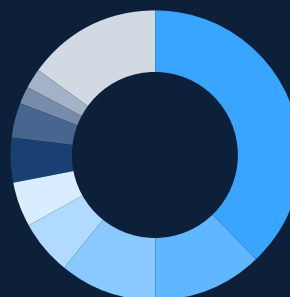
Industry

- Information Technology 35%
- Industrials 21%
- Professional Services 13%
- Consumer Goods 7%
- Non-Profit Organizations 6%
- Automotive 5%
- Energy 1%
- Telecommunications 1%
- Other 11%



Job Function

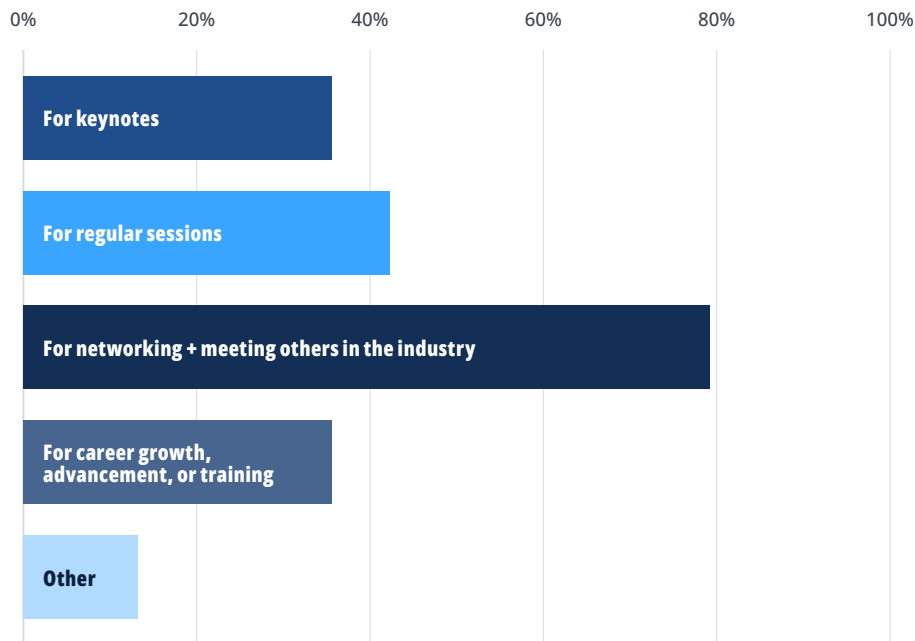
- Systems / Embedded Developer 38%
- Executive Leader 12%
- Manager - Technical Teams 11%
- Student 6%
- Application Developer 5%
- Architect 5%
- Professor / Academic 4%
- Kernel / Operating Systems Developer 2%
- Manager - Other 2%
- Other 15%



TOP 3 INDUSTRIES:

INFORMATION TECHNOLOGY,
INDUSTRIALS, PROFESSIONAL SERVICES

PRIMARILY ATTENDED FOR:



"The PX4 Dev Summit is proof that the power of open source brings about the best kind of innovation. I've never felt more confident in the collective knowledge of a community."

— Joshua S

12 SPONSORS

18 AVERAGE BADGE SCANS

25 HIGHEST BADGE SCANS

92 TOTAL BADGE SCANS

28 CONFERENCE TALKS

8 KEYNOTES

20 SESSIONS



MOST REPRESENTED COUNTRIES
USA, SWITZERLAND, UAE

GENDER MINORITY SPEAKERS: 13%