



Salzburg

2024

8 – 11 July 2024 | Salzburg, Austria + Virtual

Event Report



useR! 2024 gathered **543** attendees from **340** organizations in **46** countries around the globe, with **83%** hailing from Europe.

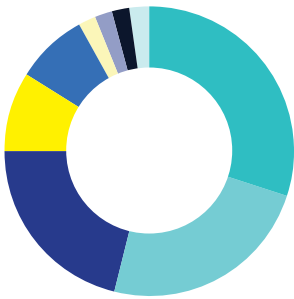
Registration & Demographics

This year's event attracted an incredible mix of attendees from across the global R community.

- Attendees came from a range of industry sectors including Non-Profit, Health Care, Information Technology, Professional Services, and Financials. **More than 30% were from Non-Profit organizations.**
- Attendees with a range of job functions including Application Developer, Executive Leader, Management, and Academics. **36% of attendees were in Academic positions.**
- Attendees from **340** organizations
- Attendees from **46** countries
- **83%** of attendees from Europe

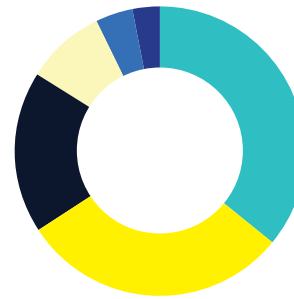


Registration & Demographics (continued)



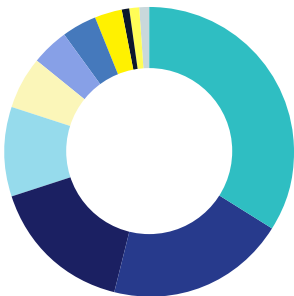
Industry

- Non-Profit Organization **30%**
- Health Care **24%**
- Information Technology **21%**
- Professional Services **9%**
- Financials **8%**
- Energy **2%**
- Consumer Goods **2%**
- Other **2%**
- Industrials **2%**



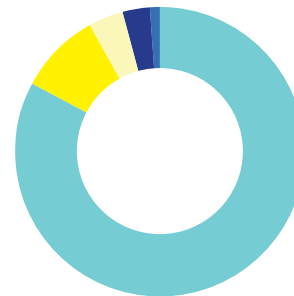
Job Level

- Academic **36%**
- Other **30%**
- Individual Contributor **18%**
- Manager **9%**
- Director **4%**
- CXO/ED **3%**



Job Function

- Other **34%**
- Professor / Academic **20%**
- Student **16%**
- Application Developer **10%**
- Media / Analyst **6%**
- Manager - Technical Teams **4%**
- Executive Leader **4%**
- Manager - Other **3%**
- Architect **1%**
- DevOps/SRE **1%**
- Other **1%**

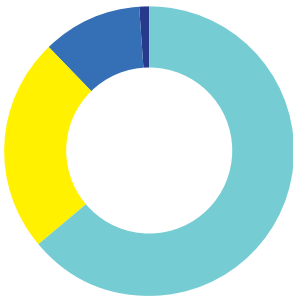


Regional

- Europe **83%**
- North America **9%**
- Asia **4%**
- Australia + Oceania **3%**
- South America **1%**

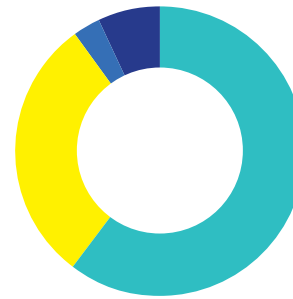


Diversity



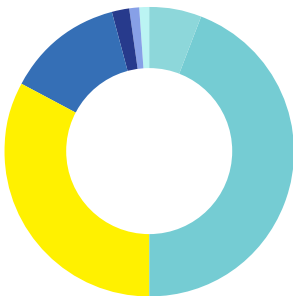
Speaker Gender Diversity

- Man **64%**
- Woman **24%**
- Prefer Not to Answer **11%**
- Other Gender Identity **1%**



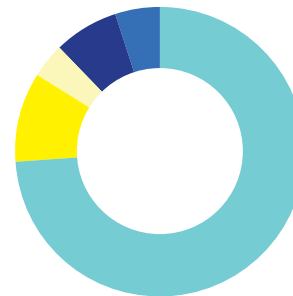
Gender Diversity

- Male **60%**
- Female **30%**
- Other Gender Identity **3%**
- Prefer not to answer **7%**



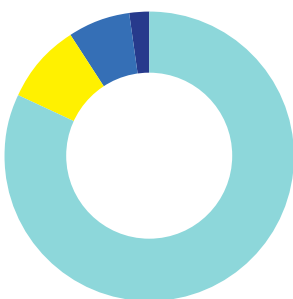
Age

- 18 - 24 **6%**
- 25 - 35 **44%**
- 35 - 44 **33%**
- 45 - 54 **13%**
- 55 - 64 **2%**
- 64+ **1%**
- Prefer not to answer **1%**



Racial/Ethnic Groups

- White **74%**
- Prefer Not to Answer **10%**
- Other ethnic groups **4%**
- Asian or Pacific Islander **7%**
- Hispanic/Latinx **5%**



Identifies as LGBTQIA+

- No **82%**
- Yes **9%**
- Prefer Not to Answer **7%**
- No Answer **2%**

*These are optional questions include 'prefer not to answer' as an option, or can be skipped entirely, thus these numbers may be higher than reflected here.



D&I Initiatives

useR! 2024 received the highest-rated Gold Badge from the CHAOSS D&I Event Badging Program, showing that we foster healthy D&I practices.

Our initiatives for diversity and inclusion included the following

<p>Travel Funding & Scholarships</p> <p>To encourage and increase the participation of a diverse community, we were pleased to offer diversity and need-based scholarships and discounts to this year's event.</p> <p>Travel funding and full conference registration was covered for 11 recipients.</p>	<p>Nursing Room</p> <p>A private nursing room was made available at the event to aid in the comfort and accessibility for our nursing attendees.</p>
<p>Inclusive Speaker Orientation Course & Accessibility Resources for Speakers</p> <p>Presentation accessibility resources and access to the Linux Foundation's online orientation course to learn tips/tools to use when speaking to encourage inclusivity in presentations and messaging were provided to all speakers.</p>	<p>Quiet Room</p> <p>A dedicated zen zone for sensory relaxation, meditation, and worship was available for all attendees. Attendees could go if, for any reason, they couldn't interact with other attendees at that time.</p>
<p>Communication Stickers</p> <p>Communication stickers were available for attendees to indicate their requested level of interaction with both other attendees and press (including photographers and videographers).</p>	<p>All-Gender Restrooms</p> <p>Specific restrooms were dedicated as all-gender for attendees who feel more comfortable using all-gender facilities.</p>
<p>Pronoun Stickers</p> <p>Pronoun stickers were available for attendees to share their pronouns with other conference attendees. Attendees were expected to be respectful of all pronouns.</p>	

Attendee Experience

Attendees of useR! were invited to participate in multiple networking and social activities:



Walking Tour of Salzburg: Participants enjoyed a walking tour of Salzburg, guided by enthusiastic volunteers who shared the city's rich history and charm, followed by a visit to a local beer garden.



R-Ladies Meetup Dinner: Attendees had a memorable evening dining at Austria's oldest wheat beer brewery, engaging in lively conversations with R-Ladies from around the globe, and getting to know the speakers of the useR! Conference.



R-Ladies and rainbowR Birds of a Feather Lunch: A host of lively discussions were had amongst community members during lunch.



Inclusive Pathways in Life Sciences and Tech Panel and Apero: Attendees participated in an insightful forum on how to make a difference in diversity in Pharma with Pharma thought leaders.



Concert at the Solitaire of Mozarteum: Attendees enjoyed an evening concert and reception courtesy of sponsors - City of Salzburg, University of Salzburg, Raiffeisen Bank and R Foundation!



R and Shiny Beer Hall Quiz Night: Attendees had a fun night at the Stiegl Keller for quiz night hosted by Appsilon, enjoying drinks and beer hall feast. The evening was filled with challenging questions, lively discussions, and camaraderie.

Content

Featuring **150+** talks including tutorials, keynotes, breakout sessions, and lightning talks. useR! delivered content across **6 tracks**: Data Visualisation, Quarto and Reporting, Biostatistics, Epidemiology and Bioinformatics, Statistical Modelling, Efficient Programming + Numeric Methods, R Workflow, and Deployment and Production.

This year's Program Committee included 16 members. Together, they reviewed 259 submissions from our CFP.

Program Committee Members

Kieran Martin (co-chair)	Toby Dylan Hocking	Peter Solymos
Thomas Nagler (co-chair)	Julie Josse	Nicole Swatwood
Andreas Bender	Ursula Laa	Stefan Theußl
Gergely Daroczi	Ozancan Özdemir	Chi Zhang
Estella Dong	Daniel Sabanes Bove	
Rachel Heyard	Fabian Scheipl	

useR! 2024 featured

15 Keynotes

106 Breakout Sessions

39 Lightning Talks

14 Tutorials

30 Poster Sessions

Every session at useR! 2024 was recorded and is available on the [useR! Conference YouTube channel](#).

Virtual Event

useR! hosted a virtual 24-hour event ahead of the conference to provide more content and access for those unable to participate in person. Presentations were premiered every hour and in every time zone across the world.

useR! Virtual Conference Stats

1,500

live views

7,500+

views across the online event videos in the first month

299

new useR! YouTube channel subscriptions during the online event

~1,000

views of the Fireside Q&A in the days leading up to the in-person conference

Sponsors

useR! 2024 was supported by 15 sponsors, 1 media partner, and 3 hosts. The Sponsor Showcase comprised 7 sponsor booths; attendees visited the showcase each day to learn about the latest projects and products and interact with other community members.

Thank you to our 2024 Sponsors!

PLATINUM



GOLD



BRONZE



VIOLET



MEDIA PARTNERS



HOSTS





Salzburg
2024

