

19-20, JUNE 2024 | PARIS, FRANCE

DEMOGRAPHIC DATA



640 ATTENDEES

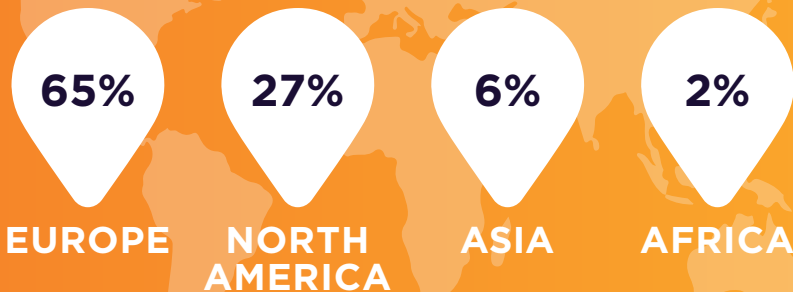
61% OF ATTENDEES IN TECHNICAL POSITIONS

405 TOTAL ORGANIZATIONS REPRESENTED

6 SPONSORS
50 AVERAGE BADGE SCANS
96 HIGHEST BADGE SCANS

59 CONFERENCE TALKS
GENDER MINORITY SPEAKERS: **25%**

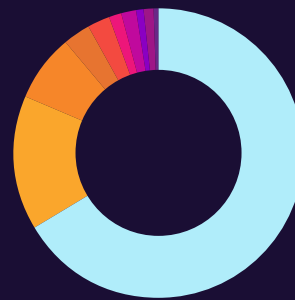
ATTENDEES PER REGION



MOST REPRESENTED COUNTRIES
FRANCE, USA, GERMANY

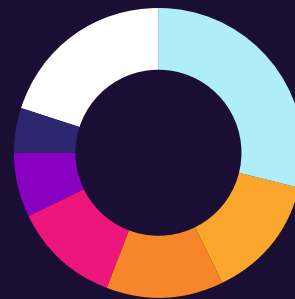
TOTAL COUNTRIES REPRESENTED: 39

TOP 3 JOB FUNCTIONS
ARCHITECT, EXECUTIVE LEADER,
APPLICATION DEVELOPER



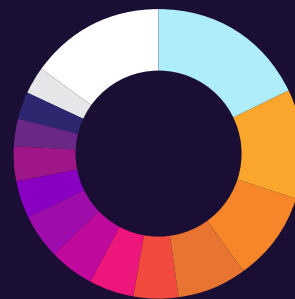
Industry

- Information Technology **66.5%**
- Non Profit Organization **15%**
- Professional Services **7.5%**
- Financials **3%**
- Telecommunications **2.5%**
- Consumer Goods **1.5%**
- Energy **1.5%**
- Health Care **1%**
- Industrials **1%**
- Automotive **0.5%**



Job Level

- Individual Contributor **29%**
- Manager **14%**
- CXO / ED **13%**
- Director **12%**
- VP / SVP / GM **7%**
- Academic **5%**
- Other **20%**



Job Function

- Executive Leader **18%**
- Architect **12%**
- Application Developer (Front-end/Back-end/Mobile/Full Stack) **10%**
- Manager - Technical Teams **8%**
- DevOps/SRE/Sysadmin **5%**
- Media / Analyst **5%**
- Marketing **5%**
- Manager - Other **5%**
- Professor / Academic **4%**
- Systems/Embedded Developer **4%**
- Manager - OSPO **3%**
- Student **3%**
- Product/Biz Dev **3%**
- Other **15%**