

## CASSANDRA SUMMIT

DECEMBER 12-13, 2023 | SAN JOSE, CALIFORNIA

### DEMOGRAPHIC DATA



#AldotDev #CassandraSummit

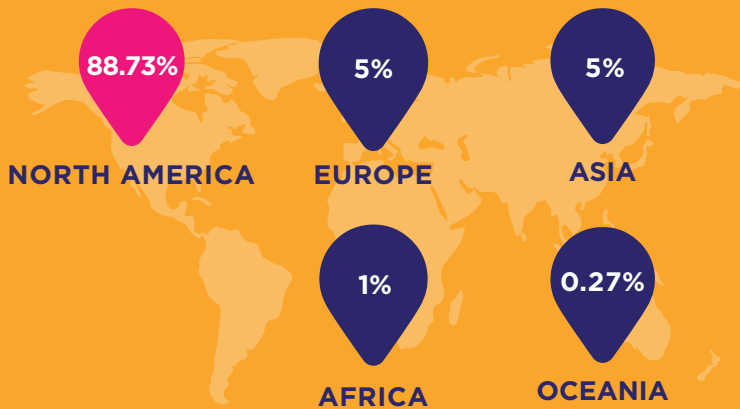
# 15 SPONSORS

86 AVERAGE IN-PERSON BADGE SCANS

173 HIGHEST IN-PERSON BADGE SCANS

1,210 TOTAL IN-PERSON BADGE SCANS

### ATTENDEES PER REGION



**MOST REPRESENTED COUNTRIES**  
USA, CANADA, AND UNITED KINGDOM

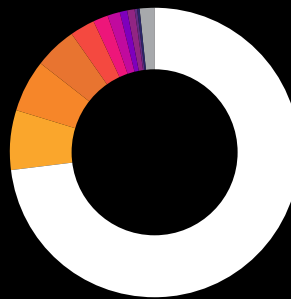
43% OF ATTENDEES IN TECHNICAL POSITIONS

PRIMARYLY ATTENDED FOR:



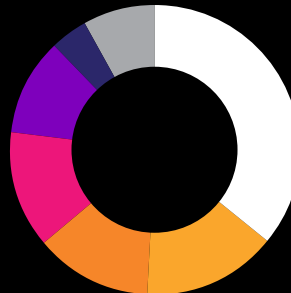
68.7% AI.DEV

31.3% CASSANDRA SUMMIT



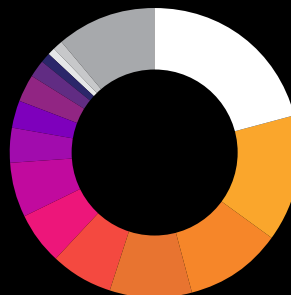
#### Industry

- Information Technology **73.2%**
- Professional Services **7%**
- Financials **6%**
- Non Profit Organization **5%**
- Telecommunications **2%**
- Consumer Goods **2%**
- Health Care **1%**
- Energy **1%**
- Materials **0.5%**
- Industrials **0.4%**
- Automotive **0.3%**
- Other **1.6%**



#### Job Level

- Individual Contributor **36%**
- Director **15%**
- CXO / ED **13%**
- Manager **13%**
- VP / SVP / GM **11%**
- Academic **4%**
- Other **8%**



#### Job Function

- Executive Leader **21%**
- Application Developer **14%**  
(Front-end/Back-end/Mobile/Full Stack)
- Architect **11%**
- Manager - Technical Teams **9%**
- Product/Biz Dev **7%**
- Marketing **6%**
- DevOps/SRE/Sysadmin **6%**
- Systems/Embedded Developer **4%**
- Student **3%**
- Manager - Other **3%**
- Media / Analyst **2%**
- Legal / Compliance **1%**
- Professor / Academic **1%**
- Manager - OSPO **1%**
- Other **11%**

### TOP 3 JOB FUNCTIONS:

- EXECUTIVE LEADER
- APPLICATION DEVELOPER
- ARCHITECT