



ceph

# cephalocon

2025

**218** IN-PERSON  
ATTENDEES

79% OF ATTENDEES  
IN THE INFORMATION  
TECHNOLOGY INDUSTRY

**78** TOTAL  
ORGANIZATIONS  
REPRESENTED

28-29 October, 2025  
Vancouver, Canada

## DEMOGRAPHIC DATA

#Cephalocon

## ATTENDEES PER REGION

66%

NORTH  
AMERICA

23%

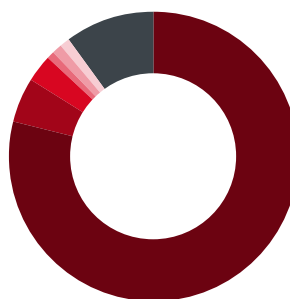
EUROPE

10%

ASIA

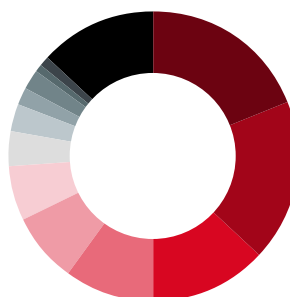
\*NO ANSWER - 1%

### INDUSTRY



- Information Technology **79%**
- Financials **5%**
- Nonprofit Organization **3%**
- Consumer Goods **1%**
- Energy **1%**
- Telecommunications **1%**
- Other **10%**

### JOB FUNCTION

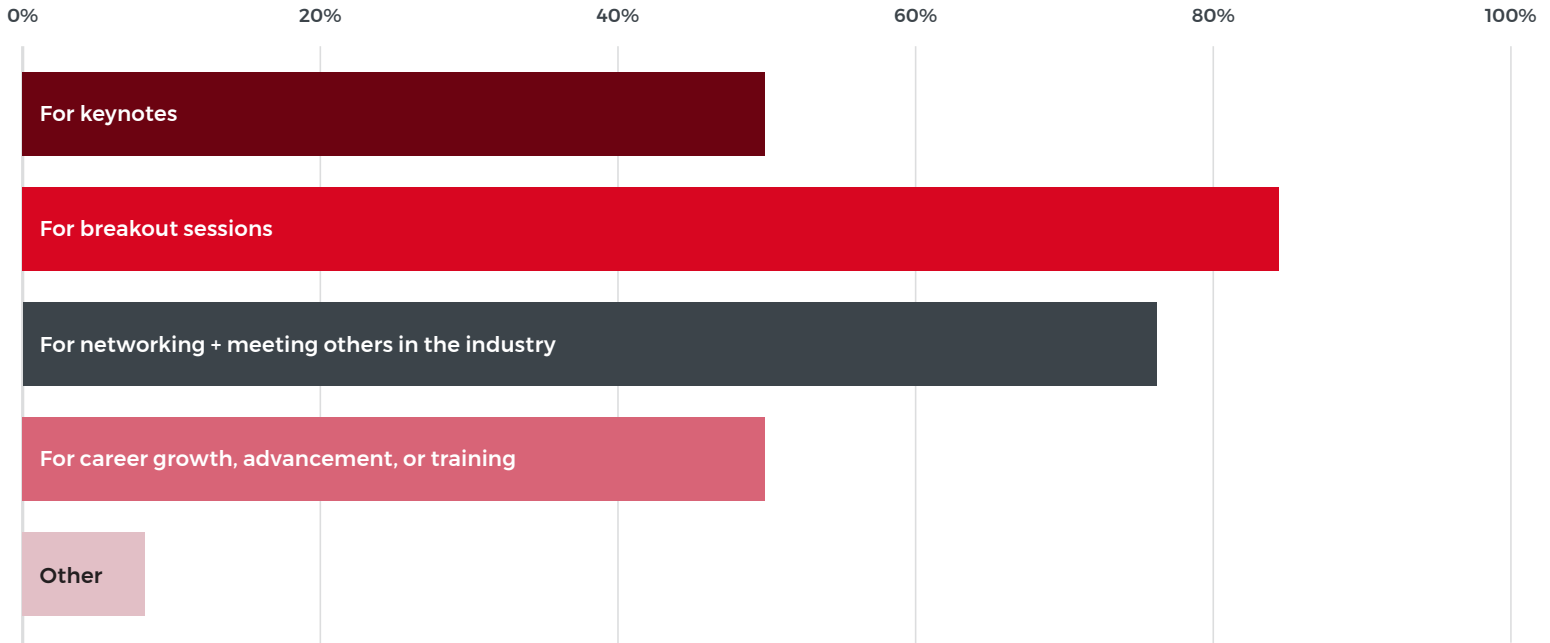


- DevOps / SRE / Sysadmin **19%**
- Architect **18%**
- Manager - Technical Teams **13%**
- Application Developer **10%**
- Systems / Embedded Developer **8%**
- Executive Leader **6%**
- Manager - Other **4%**
- Kernel / Operating Systems Developer **3%**
- Product / Biz Dev **2%**
- Student **2%**
- Marketing **1%**
- Professor / Academic **1%**
- Other **13%**

### TOP 3 JOB FUNCTIONS:

DevOps / SRE / Sysadmin, Architect  
Manager - Technical Teams

## PRIMARILY ATTENDED FOR:



## THANK YOU TO OUR SPONSORS

### PLATINUM



### GOLD



### SILVER



# 61

## CONFERENCE TALKS

**49** Breakout  
Sessions

**12** Keynotes