



NOVEMBER 4-5, 2025 | SAN DIEGO, CA

DEMOGRAPHICS DATA


#JupyterCon

425

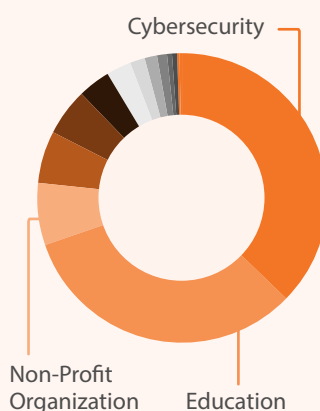
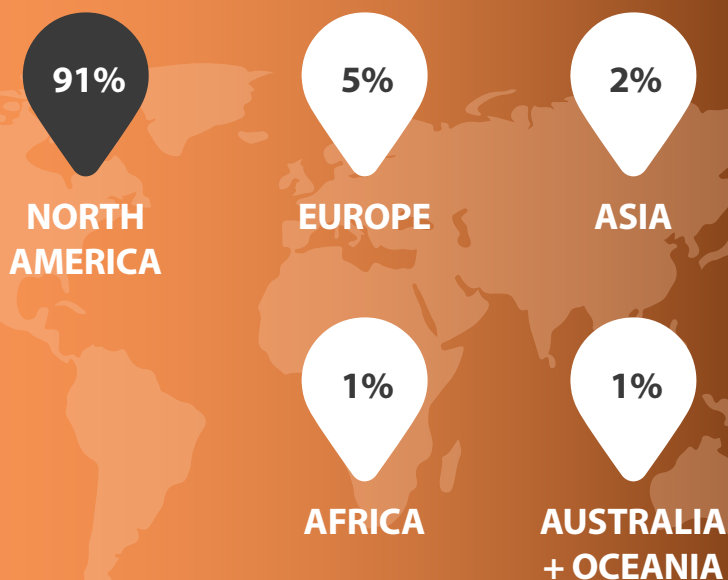
ATTENDEES
REGISTERED

175

TOTAL
ORGANIZATIONS
REPRESENTED

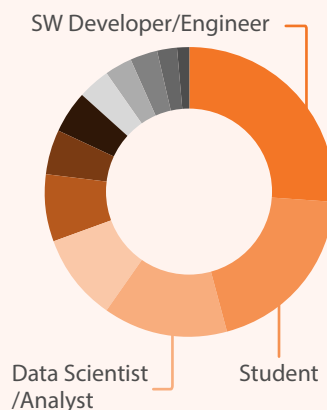


ATTENDEES PER REGION



Industry

- Software **37%**
- Education **32%**
- Non-Profit Organization **7%**
- Banking/Finance **6%**
- Consulting/Solutions Provider **5%**
- Healthcare/Pharmaceutical /Biotech **4%**
- Hardware/Computers **3%**
- Publishing/Media **2%**
- Manufacturing (non-IT) **1%**
- Government **1%**
- Advertising/Marketing/PR **1%**
- E-Commerce/Retail **1%**



Job Function

- SW Developer/Engineer **26%**
- Student **19%**
- Data Scientist/Analyst **14%**
- Architect/Technical Lead **10%**
- Professor/Academic **8%**
- VP/Director **5%**
- CxO **5%**
- Engineering Manager **4%**
- Consultant **3%**
- Production/Project Manager **3%**
- System Engineer **2%**
- Sales/Business Development **1%**

215

CFP SUBMISSIONS

7

KEYNOTES

77

SESSIONS

8

POSTER SESSIONS

8

SPONSORS