



OPEN COMPLIANCE SUMMIT

2023年12月7~8日
December 7-8, 2023

横浜
Tokyo, Japan
#opencompliance

118

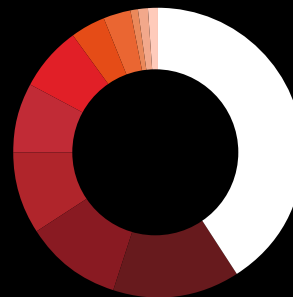
Attendees

56

Total
Organizations
Represented

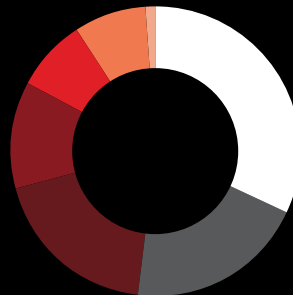
27

Conference
Talks



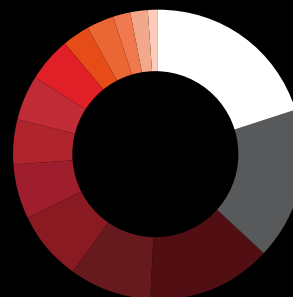
Industry

- Information Technology **41%**
- Non Profit Organization **14%**
- Automotive **11%**
- Professional Services **9%**
- Telecommunications **8%**
- Industrials **7%**
- Consumer Goods **4%**
- Health Care **3%**
- Energy **1%**
- Financials **1%**
- Materials **1%**



Job Level

- Manager **32%**
- Other **20%**
- Individual Contributor **19%**
- Director **12%**
- CXO / ED **8%**
- VP / SVP / GM **8%**
- Academic **1%**



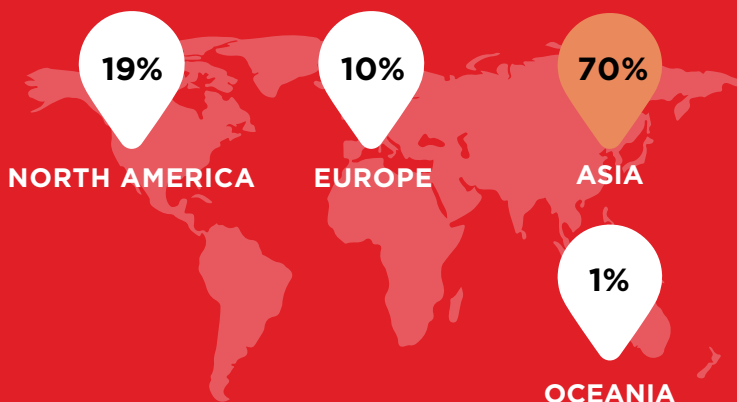
Job Function

- Manager - OSPO **20%**
- Legal / Compliance **17%**
- Other **14%**
- Executive Leader **9%**
- Manager - Technical Teams **8%**
- Systems/Embedded Developer **6%**
- Application Developer (Front-end/Back-end/Mobile/Full Stack) **5%**
- Manager - Other **5%**
- Marketing **5%**
- Kernel/Operating Systems Developer **3%**
- Architect **3%**
- DevOps/SRE/Sysadmin **2%**
- Product/Biz Dev **2%**
- Professor / Academic **1%**

TOP 3 JOB FUNCTIONS:

MANAGER - OSPO
LEGAL / COMPLIANCE
EXECUTIVE LEADER

ATTENDEES PER REGION



Most Represented Countries

Japan, USA, China