

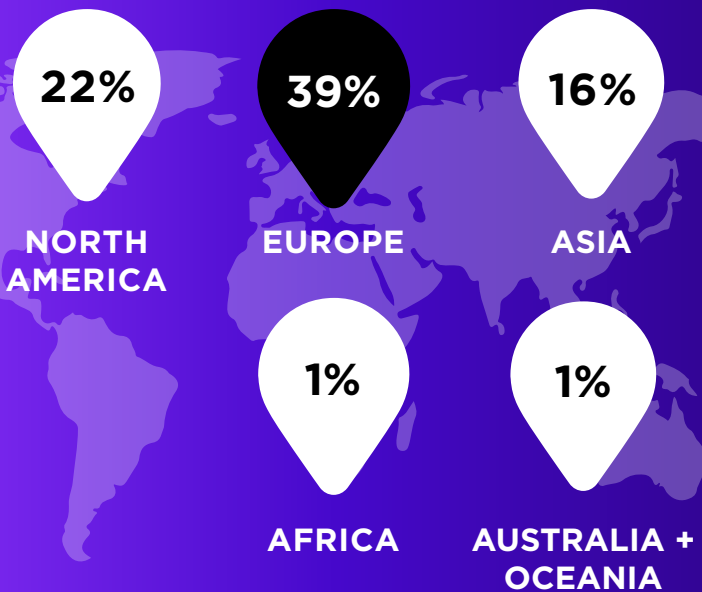
# OPEN NETWORKING & EDGE SUMMIT

31 MARCH 2025 | LONDON, ENGLAND

## DEMOGRAPHIC DATA

#ONESummit

### ATTENDEES PER REGION

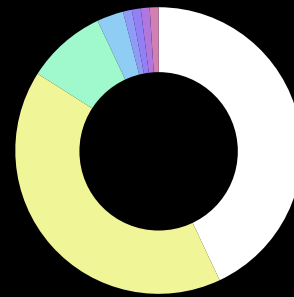


NO ANSWER: 21%

# 110 IN-PERSON ATTENDEES

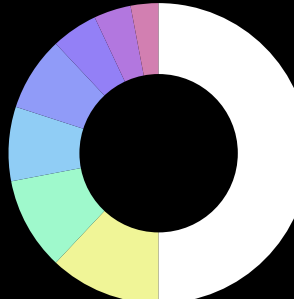
## 43% OF ATTENDEES IN THE TELECOMMUNICATIONS INDUSTRY

# 67 TOTAL ORGANIZATIONS REPRESENTED



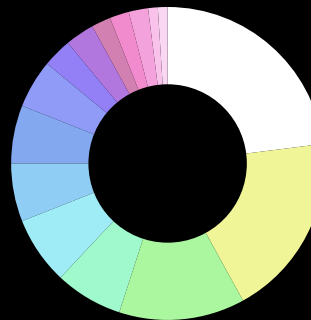
#### Industry

- Telecommunications 43%
- Information Technology 41%
- Non-Profit Organization 9%
- Professional Services 3%
- Consumer Goods 1%
- Energy 1%
- Financial Services 1%
- Industrials 1%



#### Job Level

- CXO / ED 12%
- Manager 10%
- VP / SVP / GM 8%
- Director 8%
- Other 5%
- Individual Contributor 4%
- Academic 3%
- No Value 50%



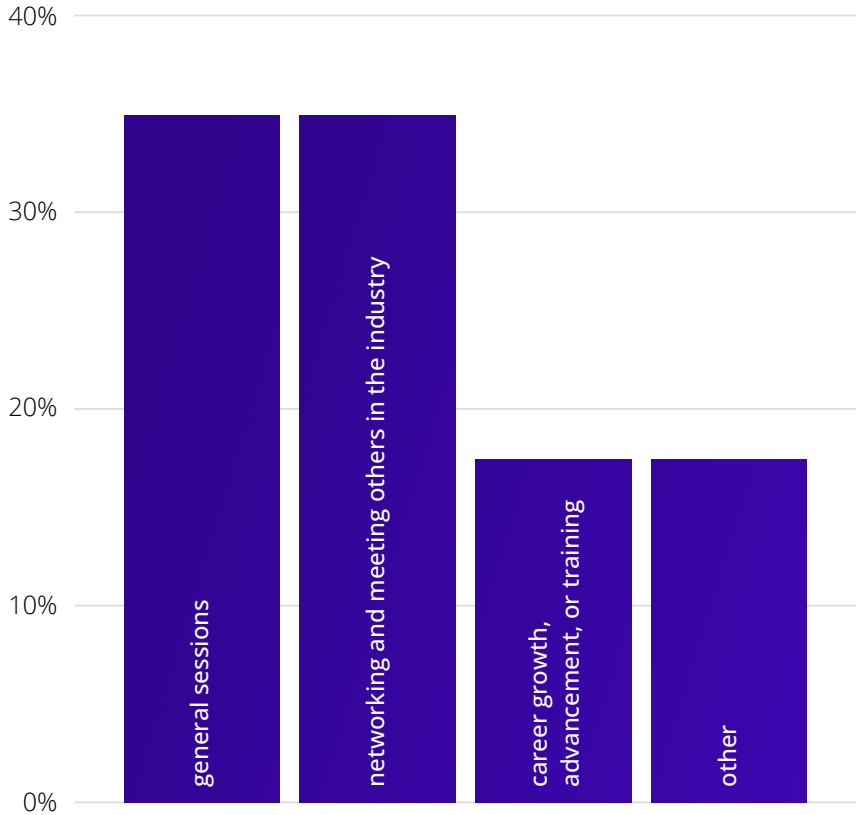
#### Job Function

- Executive Leader 23%
- Architect 19%
- Media / Analyst 13%
- Manager - Technical Teams 7%
- Other 7%
- Manager - Other 6%
- Marketing 6%
- Student 5%
- DevOps / SRE / Sysadmin 3%
- Manager - OSPO 3%
- Product / Biz Dev 2%
- Professor / Academic 2%
- Systems / Embedded Developer 2%
- Application Developer 1%
- Kernel / Operating Systems Developer 1%

### TOP 3 JOB FUNCTIONS:

- EXECUTIVE LEADER
- ARCHITECT
- MEDIA / ANALYST

## PRIMARILY ATTENDED FOR:



**18** CONFERENCE TALKS

**28** SPEAKERS

# THANK YOU TO OUR SPONSORS

DIAMOND



GOLD



EVENT SUPPORTER



## MOST REPRESENTED COUNTRIES USA, UNITED KINGDOM, GERMANY

GENDER MINORITY SPEAKERS: **25%**