OpenSearchCon NORTH AMERICA

DEMOGRAPHIC DATA

SEPTEMBER 22-24, 2026
SAN JOSE, CALIFORNIA

#OpenSearchCon



ATTENDEES PER REGION

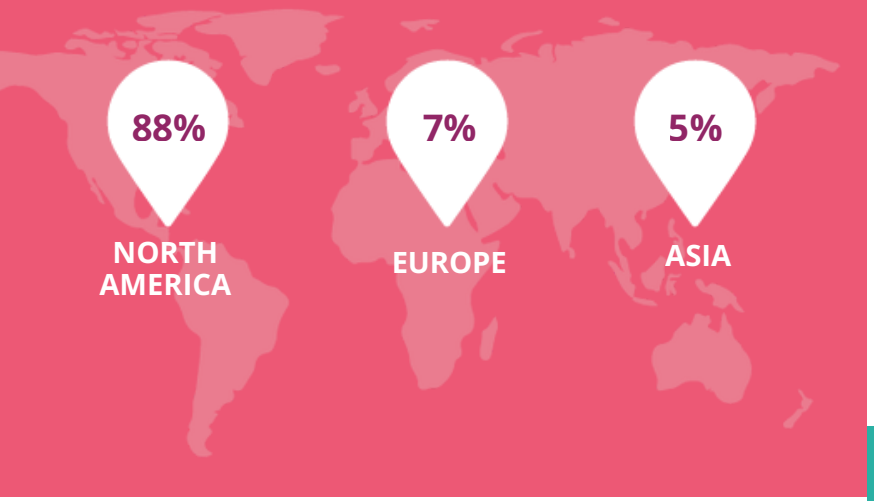

MOST REPRESENTED COUNTRIES

USA, INDIA, CANADA

324
ATTENDEES

59%
ATTENDEES IN INFORMATION TECHNOLOGY INDUSTRY

104
ORGANIZATIONS REPRESENTED

INDUSTRY

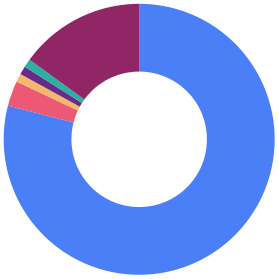

- 79% Information Technology
- 3% Consumer Goods
- 1% Automotive
- 1% Financials
- 1% Telecommunications
- 15% Other

JOB FUNCTION

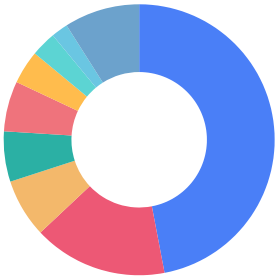

- 47% Engineering / Software Development
- 16% Architecture (Software / Systems)
- 7% Data Science / AI / ML
- 6% Executive Management
- 6% Sales / Marketing / Media
- 4% Product Management
- 3% DevOps / Site Reliability Engineering (SRE)
- 2% IT Operations / Infrastructure
- 9% Other

INVOLVEMENT IN OPENSEARCH

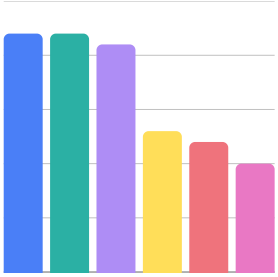

- 22% End User
- 22% Solution Provider / Sponsor
- 21% Contributor / Committer
- 13% Just exploring / Learner
- 12% Maintainer / Core Team Member
- 10% Other

TOP THREE JOB FUNCTIONS

Engineering/Software Development,
Architecture (Software/Systems)
Data Science / AI / ML

SEPTEMBER 22-24, 2026
SAN JOSE, CALIFORNIA
#OpenSearchCon

OpenSearchCon NORTH AMERICA

PRIMARILY ATTENDED FOR

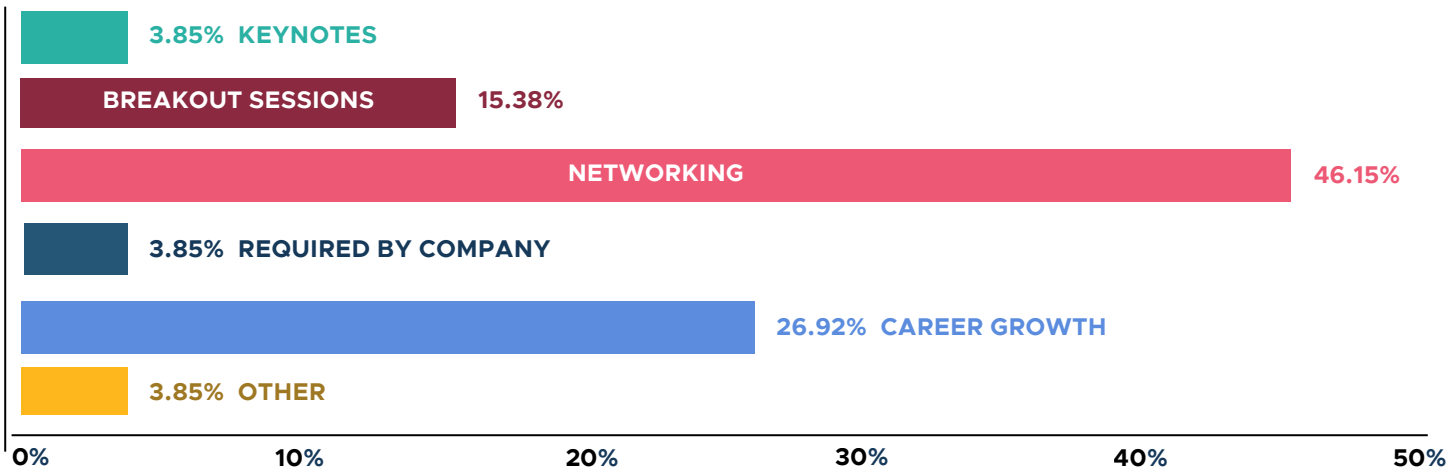







66 CONFERENCE TALKS

11 SPONSORS
227 TALKS SUBMITTED

20% GENDER MINORITY SPEAKERS