

OpenSearchCon EUROPE

30 April–1 May 2025
Amsterdam, Netherlands

DEMOGRAPHIC DATA

#OpenSearchCon

ATTENDEES PER REGION

28%

NORTH
AMERICA

60%

EUROPE

11%

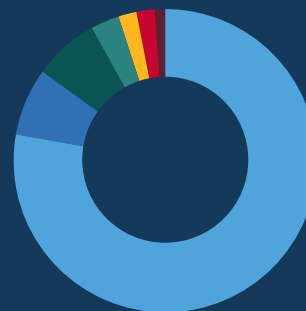
ASIA

NO ANSWER 1%

185 IN-PERSON
ATTENDEES

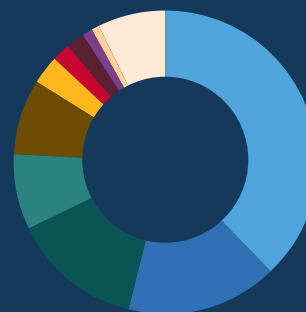
78% OF ATTENDEES
IN INFORMATION
TECHNOLOGY INDUSTRY

83 TOTAL ORGANIZATIONS
REPRESENTED



INDUSTRY

- Information Technology **78%**
- Financial Services **7%**
- Professional Services **7%**
- Non Profit Organization **3%**
- Consumer Goods **2%**
- Health Care **2%**
- Automotive **1%**



JOB FUNCTION

- Application Developer **38%**
- Architect **16%**
- DevOps/SRE/Sysadmin **14%**
- Executive Leader **8%**
- Manager - Technical Teams **8%**
- Manager - Other **3%**
- Marketing **2%**
- Product/Biz Dev **2%**
- Professor/Academic **1%**
- Systems/Embedded Developer **1%**
- Other **7%**

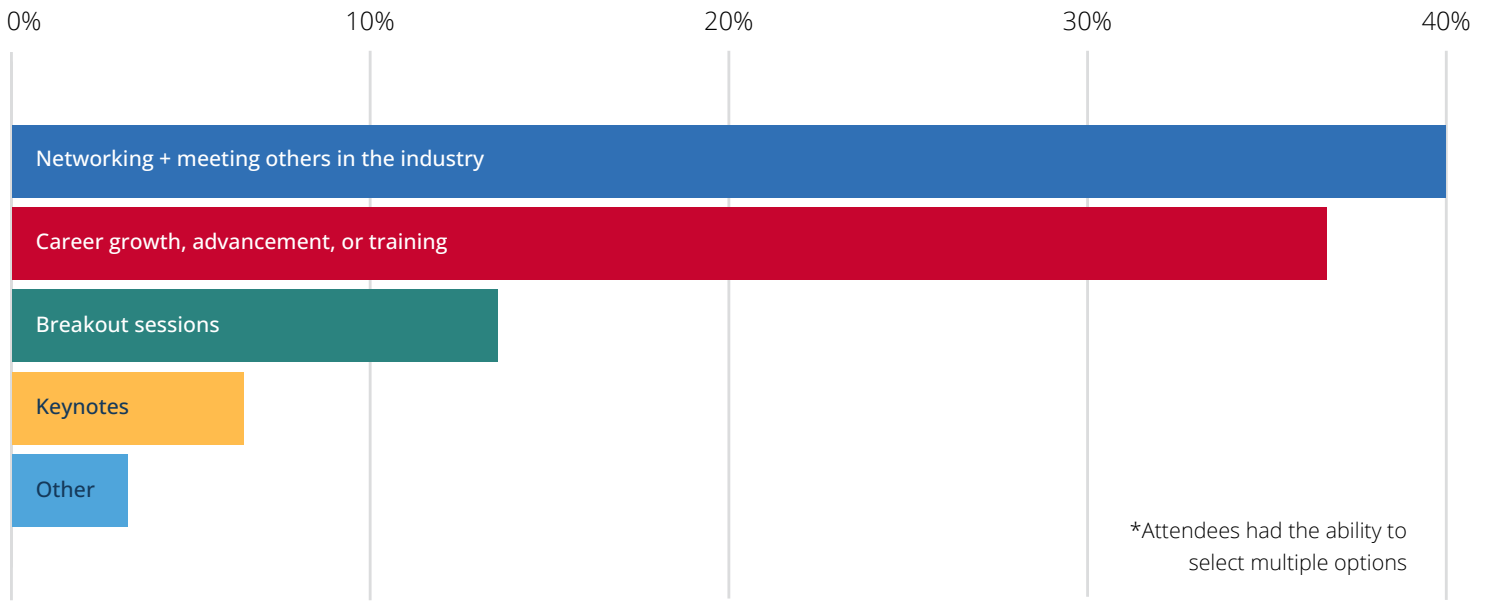
TOP 3 JOB FUNCTIONS

APPLICATION DEVELOPER

ARCHITECT

DEVOPS/SRE/SYSADMIN

PRIMARILY ATTENDED FOR:



5 SPONSORS

14 AVERAGE IN-PERSON BADGE SCANS

25 HIGHEST IN-PERSON BADGE SCANS

70 TOTAL IN-PERSON BADGE SCANS

52 CONFERENCE TALKS

4 KEYNOTES **48** BREAKOUT SESSIONS

17% GENDER MINORITY SPEAKERS