


## GET STARTED

- All event participants must abide by our [Code of Conduct](#).
- The event is held in **Eastern Daylight Time (EDT/UTC-4)** but all times listed in the platform will default to your local time zone. Check out the full schedule [here](#).
- The event will be open to attendees starting on **Monday, August 22 at 9:00am EDT (UTC-4)**, 1 day before the main event starts.


## ACCESS THE EVENT

- Acelevents, the virtual conference platform we are using for the event, works best with Chrome. Please plan to use Chrome to attend the conference and ensure all unnecessary extensions are disabled. Having issues? You can also try Firefox or Safari.
- **Access to the event platform will open Monday, August 22 at 9:00am EDT (UTC-4)**. You will receive an email on Sunday at that time with the access link and login instructions.
- Click the **“Access Event Platform”** button in your email to be redirected to the event page, and click the **Enter Event** button.
- Upon first logging on, you will be prompted to enter the email address you registered with and to create a password. Once you have created your login credentials, you will have access to the event platform. If you’ve previously used Acelevents you will use the login you have already created.
- Note: After logging in, if it does not redirect you to the virtual event hub, just click the **Enter Event** button again.
- If you encounter any issues, please email us at [events@linuxfoundation.org](mailto:events@linuxfoundation.org).



## EXPLORE THE PLATFORM

[WATCH THIS QUICK VIDEO](#) to get familiar with the virtual event platform.

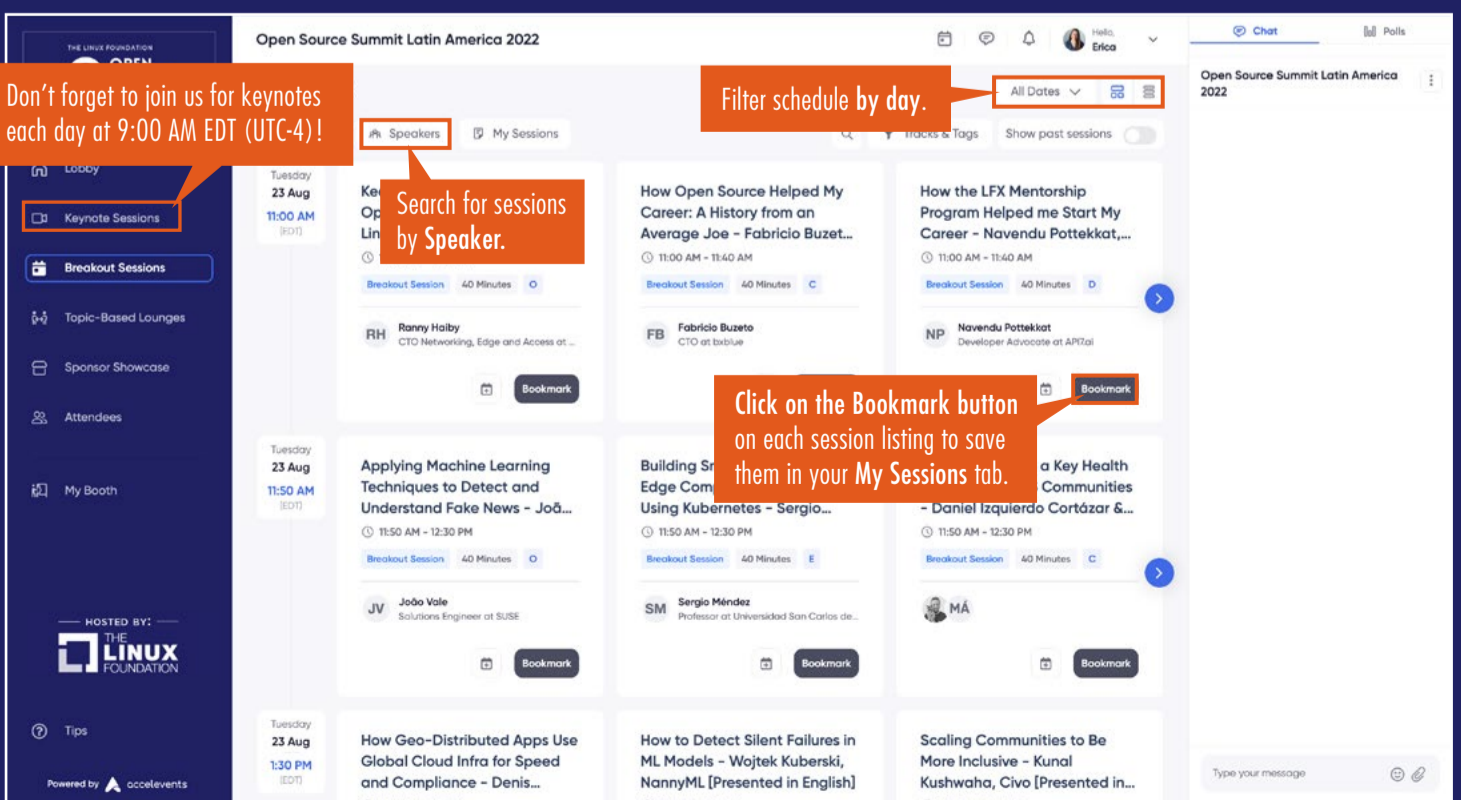


1. View the **Keynote Sessions** and **Breakout Sessions** tabs for a list of all upcoming and past sessions.
2. Visit the **Topic-Based Lounges** to network with other attendees.
3. Visit the **Sponsor Showcase** tab to view sponsor booths. Click on each sponsor ‘tile’ in the showcase to enter their booth.
4. Go to the **Attendees** tab to connect with other Attendees. Here you can send a direct message, search for attendees and schedule meetings.
5. Need assistance? Head to the **Event Information** tab to view FAQs and other helpful resources. Our staff will also be available via chat in the lobby area, and can be reached via email at [events@linuxfoundation.org](mailto:events@linuxfoundation.org)!

6. **Update your profile** by adding a photo, topics of interest, and personal tagline. This is the info people will use to search for you so definitely take advantage!
7. Introduce yourself in the **Lobby Chat** and share your OSS experience. You can also minimize the chat to expand content on pages throughout the platform.

We’re pleased to offer captioning and translation for every session in 20 different languages. [Click here](#) to view all languages available and learn more.

## BUILD YOUR SCHEDULE



**CONNECT WITH SPONSORS**

**SHARING OF PERSONAL INFORMATION WITH SPONSORS**

In order to facilitate networking and business relationships at the event, you may choose to visit a third party's virtual booth in the Sponsor Showcase. You are never required to visit these third party booths. When visiting a booth (clicking on a third party's logo from the Sponsor Showcase page, and any actions within the booth thereafter including viewing resources) the third party will receive some of your registration data. This data includes your First Name, Last Name, Title, Company, Address, Email, Standard Demographics Questions (i.e. Company Size, Job Function, Industry), and details about the resources you interacted within their booth. If you choose to interact with a virtual booth, you are explicitly consenting to receipt and use of such data by the third-party recipients, which will be subject to their own privacy policies.

Head to the **Sponsor Showcase** tab to see a list of all sponsors and visit sponsor booths.

Click on **Sponsor's Page** to Enter Booth

Please review our policy on **Sharing of Personal Information with Sponsors** when you enter the showcase.

**Documents & Links**

<https://www.microsoft.com/en-us/>

**Company Representatives**

RG	Renatto Garro	GE	Gabriela Eloi	MA	Melanie Arnott
SV	Sofia Ventrice				

Watch sponsor demos/videos, download resources and more.

Request a private meeting.

Engage with booth staff in the chat window.

**NETWORK & COLLABORATE**

You can also connect with OSS registrants in the Acelevents platform. Click on the **Attendees** tab and start making connections.

**Attendees**

All Attendees | My Connections

View a list of all of your connections in the **My Connections** tab.

Send connection requests to other attendees.

Once approved, you can set up 1 on 1 meetings and chat via text or video with one another.

Search by keyword, name, company and more.

Click here to send a Direct Message.

You can also connect with OSS registrants in the **Topic Based Lounges**

**Topic-Based Lounges**

- Open AI + Data Forum
- Open Source On-Ramp
- CloudOpen
- Emerging OS Forum
- ContainerCon
- Community Leadership Conference
- Embedded IoT Summit
- Diversity Empowerment Summit
- LinuxCon

Click to join and enter to network with other attendees.