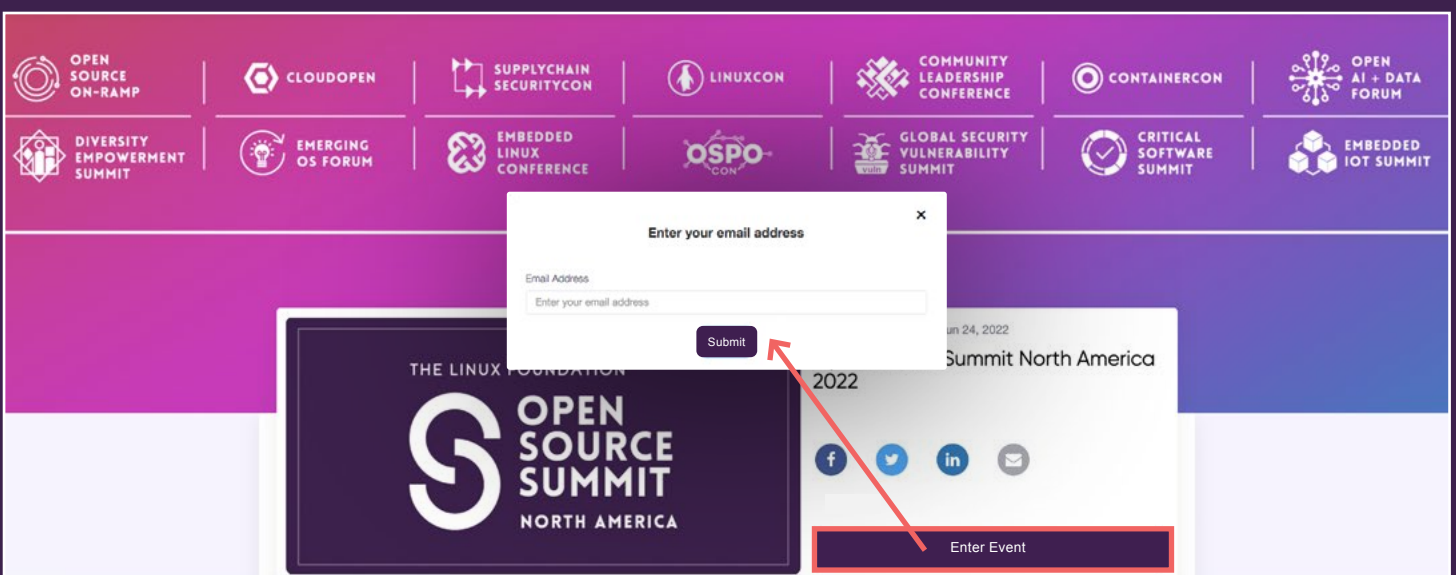


## GET STARTED

- All event participants must abide by our [Code of Conduct](#).
- The event is held in **Central Daylight Time (CDT/UTC -5)** but all times listed in the platform will default to your local time zone. Check out the full schedule [here](#).
- The event will be open to attendees starting on Sunday, June 19 at 9:00am CDT (UTC-5), 2 days before the main event starts.

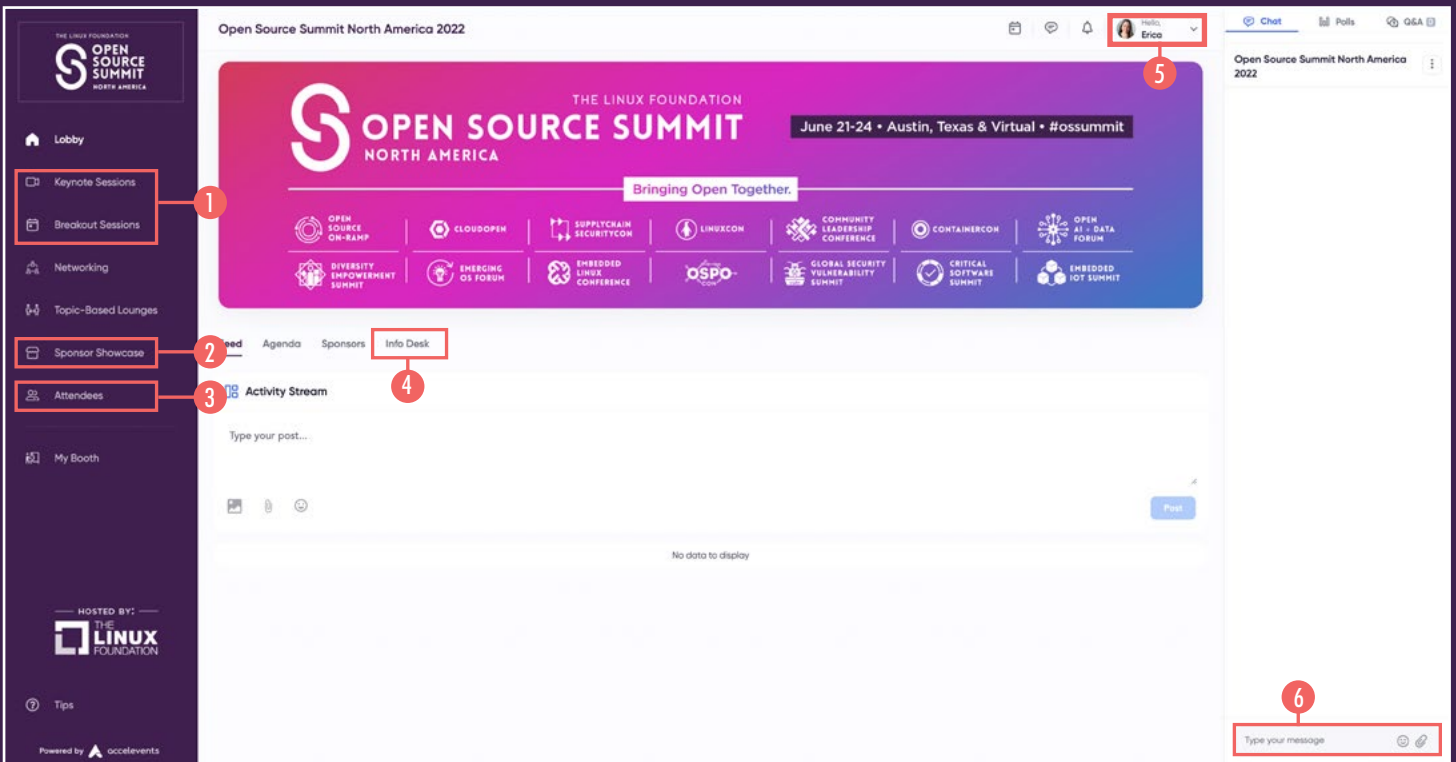
## ACCESS THE EVENT

- Acelevents, the virtual conference platform we are using for the event, works best with Chrome. Please plan to use Chrome to attend the conference and ensure all unnecessary extensions are disabled. Having issues? You can also try Firefox or Safari.
- **Access to the event platform will open Sunday, June 19 at 9:00am CDT (UTC-5).** You will receive an email on Sunday at that time with the access link and login instructions.
- Click the **“Access Event Platform”** button in your email to be redirected to the event page, and click the **Enter Event** button.
- Upon first logging on, you will be prompted to enter the email address you registered with and to create a password. Once you have created your login credentials, you will have access to the event platform. If you’ve previously used Acelevents you will use the login you have already created.
- Note: After logging in, if it does not redirect you to the virtual event hub, just click the **Enter Event** button again.
- If you encounter any issues, please email us at [events@linuxfoundation.org](mailto:events@linuxfoundation.org).



## EXPLORE THE PLATFORM

[WATCH THIS QUICK VIDEO](#) to get familiar with the virtual event platform.

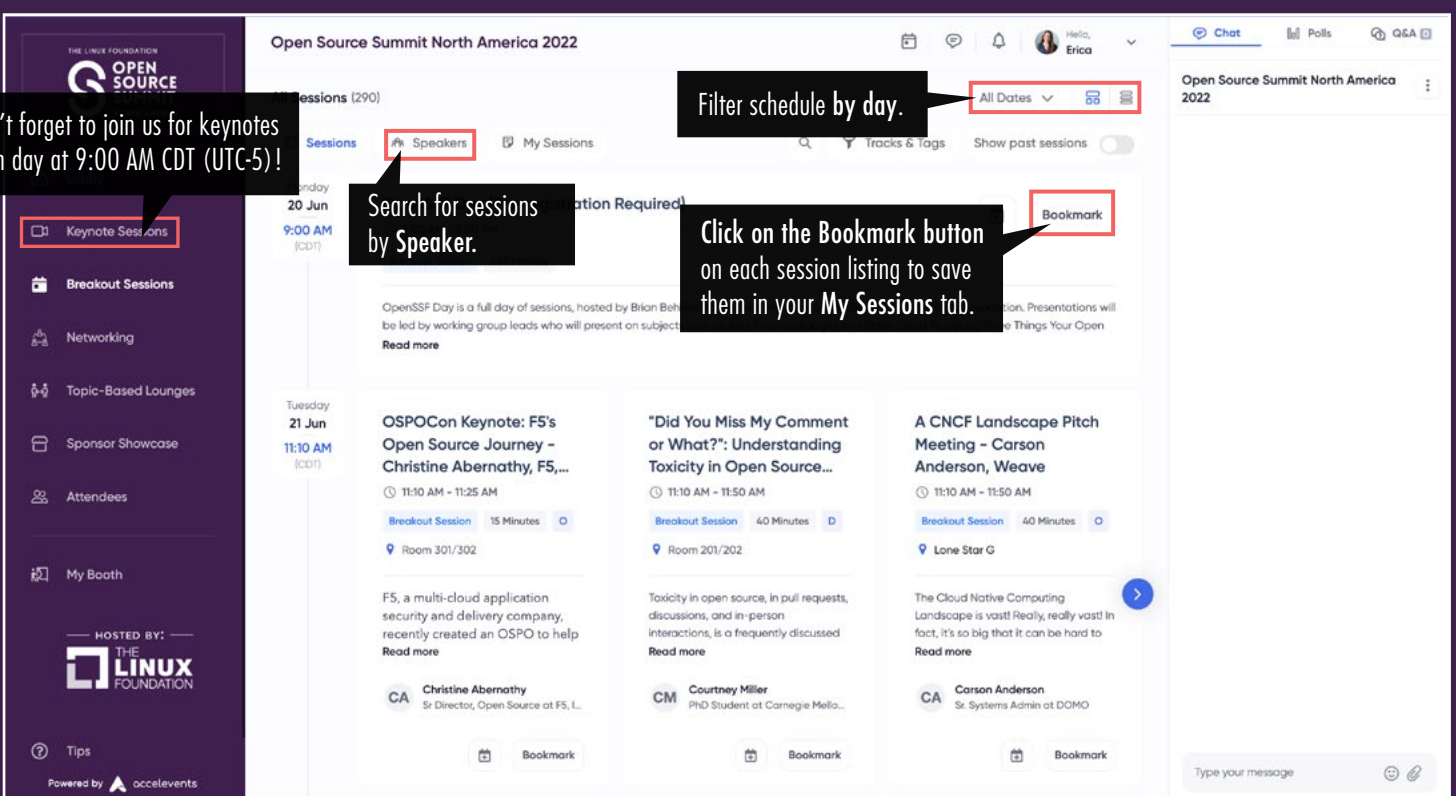


1. View the **Keynote Sessions** and **Breakout Sessions** tabs for a list of all upcoming and past sessions.
2. Visit the **Sponsor Showcase** tab to view sponsor booths. Click on each sponsor ‘tile’ in the showcase to enter their booth.
3. Go to the **Attendees** tab to connect with other Attendees. Here you can send a direct message, search for attendees and schedule meetings.
4. Need assistance? Head to the **Event Information** tab to view FAQs and other helpful resources. Our staff will also be available via chat in the lobby area, and can be reached via email at [events@linuxfoundation.org](mailto:events@linuxfoundation.org)!

5. **Update your profile** by adding a photo, topics of interest, and personal tagline. This is the info people will use to search for you so definitely take advantage!
6. Introduce yourself in the **Lobby Chat** and share your OSS NA experience. You can also minimize the chat to expand content on pages throughout the platform.

Attendees will be able to take advantage of closed captioning either in the event platform or via Google live captioning. [Click here](#) to learn more.

## BUILD YOUR SCHEDULE



**CONNECT WITH SPONSORS**

**Head to the Sponsor Showcase tab to see a list of all sponsors and visit sponsor booths.**

**Please review our policy on Sharing of Personal Information with Sponsors when you enter the showcase.**

**Click on Sponsor's Page to Enter Booth**

**Watch sponsor demos/videos, download resources and more.**

**Request a private meeting.**

**Engage with booth staff in the chat window.**

**NETWORK & COLLABORATE**

You can also connect with OSS registrants in the Acelevents platform. Click on the Attendees tab and start making connections.

**View a list of all of your connections in the My Connections tab.**

**Once approved, you can set up 1 on 1 meetings and chat via text or video with one another.**

**Search by keyword, name, company and more.**

**Send connection requests to other attendees.**

**Click here to send a Direct Message.**

**Head to the Attendees tab to connect directly with other attendees.**