



NORTH AMERICA 2025

OCTOBER 22 - 23, 2025 SANTA CLARA, CA
#RISCVSummit #RISCVEverywhere

DEMOGRAPHIC DATA



MOST REPRESENTED COUNTRIES

USA, CHINA, UNITED KINGDOM

TOP 5 AREAS OF INTEREST

AI, ML, DATA & ANALYTICS | IOT & EMBEDDED
OPEN HARDWARE | HPC & DATA CENTER | AUTOMOTIVE

975

**ATTENDEES
REGISTERED**

66

**DEVELOPER
WORKSHOP
ATTENDEES**

347

**TOTAL
ORGANIZATIONS
REPRESENTED**

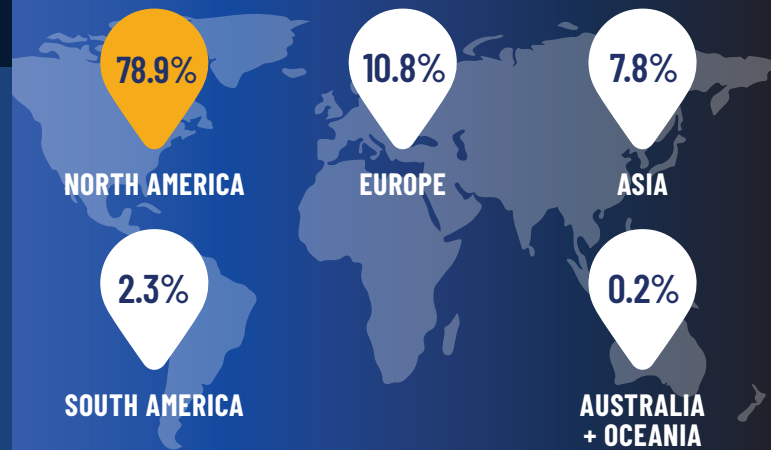
424

MEMBERS

403

NON-MEMBERS

ATTENDEES PER REGION



TOP 3 JOB FUNCTIONS

EXECUTIVE LEADER,
ARCHITECT, MARKETING

119

CFP SUBMISSIONS

15

KEYNOTES

48

SESSIONS

25

POSTERS SESSIONS

9

DEMO SESSIONS

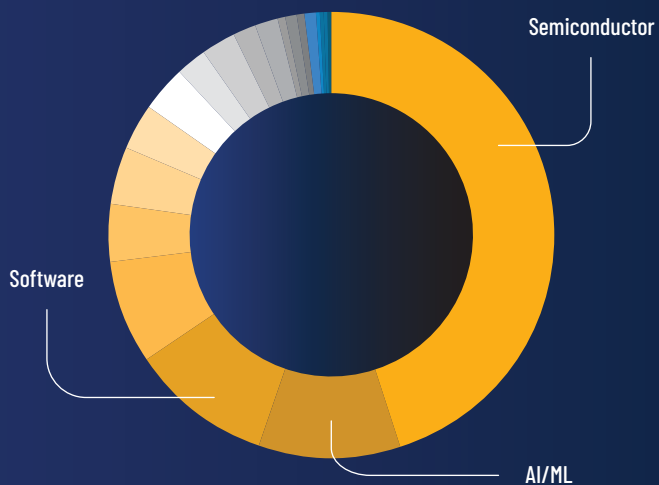
161

TOTAL SPEAKERS

12

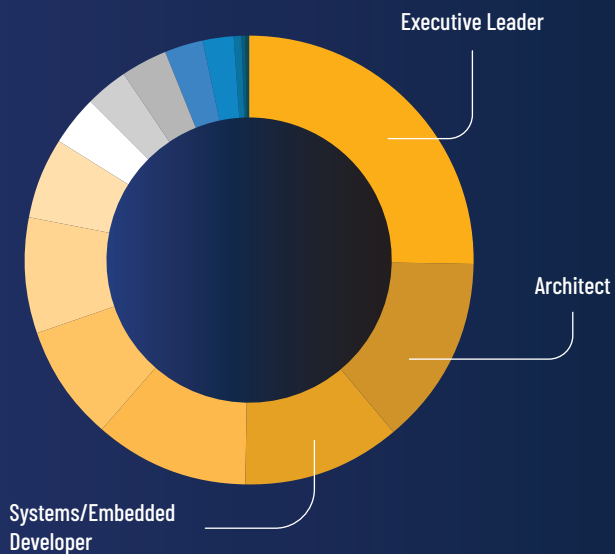
% GENDER
MINORITY SPEAKERS

DEMOGRAPHIC DATA



Industry

- Semiconductor **45%**
- AI/ML **10.4%**
- Software **10.3%**
- Information Technology **7.6%**
- Embedded/IoT **4.2%**
- Education & Research Institutions **4.0%**
- Student **3.5%**
- Automotive **3.2%**
- Non Profit Organization **2.4%**
- Professional Services **2.4%**
- Media **1.8%**
- Consumer Electronics **1.5%**
- Aerospace **0.7%**
- Government Agency **0.7%**
- Telecommunications **0.7%**
- Financials **0.6%**
- Industrials **0.5%**
- Consumer Goods **0.3%**
- Health Care **0.2%**



Job Function

- Executive Leader **25.5%**
- Architect **13.6%**
- Systems/Embedded Developer **11.4%**
- Marketing **11.0%**
- Manager - Technical Teams **8.4%**
- Product/Biz Dev **8.2%**
- Student **6.0%**
- Media / Analyst **3.5%**
- Kernel/Operating Systems Developer **3.2%**
- Manager - Other **3.1%**
- Application Developer (Front-end / Back-end/Mobile/Full Stack) **2.9%**
- Professor / Academic **2.3%**
- DevOps/SRE/Sysadmin **0.5%**
- Manager - OSPO **0.3%**
- Legal / Compliance **0.1%**