

Open Source Summit Europe 2018

Understanding user namespaces

Michael Kerrisk, man7.org © 2018
mtk@man7.org

Open Source Summit Europe
24 October 2018, Edinburgh, Scotland

Outline

1	Introduction	3
2	Some background: capabilities	6
3	Namespaces	11
4	Namespace APIs and commands	18
5	User namespaces overview	27
6	User namespaces: UID and GID mappings	33
7	User namespaces and capabilities	40
8	Security issues	48
9	Use cases	50
10	PS: a few more details	56
11	PS: when does a process have capabilities in a user NS?	60

Outline

1	Introduction	3
2	Some background: capabilities	6
3	Namespaces	11
4	Namespace APIs and commands	18
5	User namespaces overview	27
6	User namespaces: UID and GID mappings	33
7	User namespaces and capabilities	40
8	Security issues	48
9	Use cases	50
10	PS: a few more details	56
11	PS: when does a process have capabilities in a user NS?	60

Who am I?

- Contributor to Linux *man-pages* project since 2000
 - Maintainer since 2004
 - Maintainer email: `mtk.manpages@gmail.com`
 - Project provides ≈ 1050 manual pages, primarily documenting system calls and C library functions
 - <https://www.kernel.org/doc/man-pages/>
- Author of a book on the Linux programming interface
 - <http://man7.org/tlpi/>
- Trainer/writer/engineer
 - Lots of courses at <http://man7.org/training/>
- Email: `mtk@man7.org`
Twitter: `@mkerrisk`

Time is short

- Normally, I would spend several hours on this topic
- Many details left out, but I hope to give an idea of big picture
- We'll go fast
 - ⚠ Save questions until the end please

Outline

1	Introduction	3
2	Some background: capabilities	6
3	Namespaces	11
4	Namespace APIs and commands	18
5	User namespaces overview	27
6	User namespaces: UID and GID mappings	33
7	User namespaces and capabilities	40
8	Security issues	48
9	Use cases	50
10	PS: a few more details	56
11	PS: when does a process have capabilities in a user NS?	60

(Traditional) superuser and set-UID-*root* programs

- Traditional UNIX privilege model divides users into two groups:
 - **Normal users**, subject to privilege checking based on UID (user ID) and GIDs (group IDs)
 - **Superuser** (UID 0) bypasses many of those checks
- Traditional mechanism for giving privilege to unprivileged users is **set-UID-*root* program**

```
# chown root prog  
# chmod u+s prog
```

- When executed, **process assumes UID of file owner**
 - \Rightarrow process gains privileges of superuser
- Powerful, but dangerous

The traditional privilege model is a problem

- Coarse granularity of traditional privilege model is a problem:
 - E.g., say we want to give a program the power to change system time
 - Must also give it power to do everything else *root* can do
 - \Rightarrow **No limit on possible damage** if program is compromised
- **Capabilities** are an attempt to solve this problem

Background: capabilities

- Capabilities: divide power of superuser into small pieces
 - 38 capabilities as at Linux 4.19 (see *capabilities(7)*)
 - Examples:
 - CAP_DAC_OVERRIDE: bypass all file permission checks
 - CAP_SYS_ADMIN: do (too) many different sysadmin operations
 - CAP_SYS_TIME: change system time
- Instead of set-UID-*root* programs, have programs with one/a few attached capabilities
 - Attached using *setcap(8)* (needs CAP_SETFCAP capability!)
 - When program is executed \Rightarrow process gets those capabilities
 - Program is **weaker** than set-UID-*root* program
 - \Rightarrow **less dangerous if compromised**

Background: capabilities

- **Summary:**

- Processes can have capabilities (**subset** of power of *root*)
- Files can have attached capabilities, which are given to process that executes program

Outline

1	Introduction	3
2	Some background: capabilities	6
3	Namespaces	11
4	Namespace APIs and commands	18
5	User namespaces overview	27
6	User namespaces: UID and GID mappings	33
7	User namespaces and capabilities	40
8	Security issues	48
9	Use cases	50
10	PS: a few more details	56
11	PS: when does a process have capabilities in a user NS?	60

Namespaces

- A namespace (NS) “wraps” some global system resource to provide resource isolation
- Linux supports multiple (currently, seven) NS types

Each NS isolates some kind of resource(s)

- **Mount** NS: isolate mount point list
 - (CLONE_NEWNS; 2.4.19, 2002)
- **UTS** NS: isolate system identifiers (e.g., hostname)
 - (CLONE_NEWUTS; 2.6.19, 2006)
- **IPC** NS: isolate System V IPC and POSIX MQ objects
 - (CLONE_NEWIPC; 2.6.19, 2006)
- **PID** NS: isolate PID number space
 - (CLONE_NEWPID; 2.6.24, 2008)
- **Network** NS: isolate NW resources (firewall & routing rules, socket port numbers, /proc/net, /sys/class/net, ...)
 - (CLONE_NEWNET; ≈2.6.29, 2009)

Each NS isolates some kind of resource(s)

- **User NS**: isolate user ID and group ID number spaces
 - (CLONE_NEWUSER; 3.8, 2013)
- **Cgroup NS**: virtualize (isolate) certain cgroup pathnames
 - (CLONE_NEWCGROUP; 4.6, 2016)

Namespaces

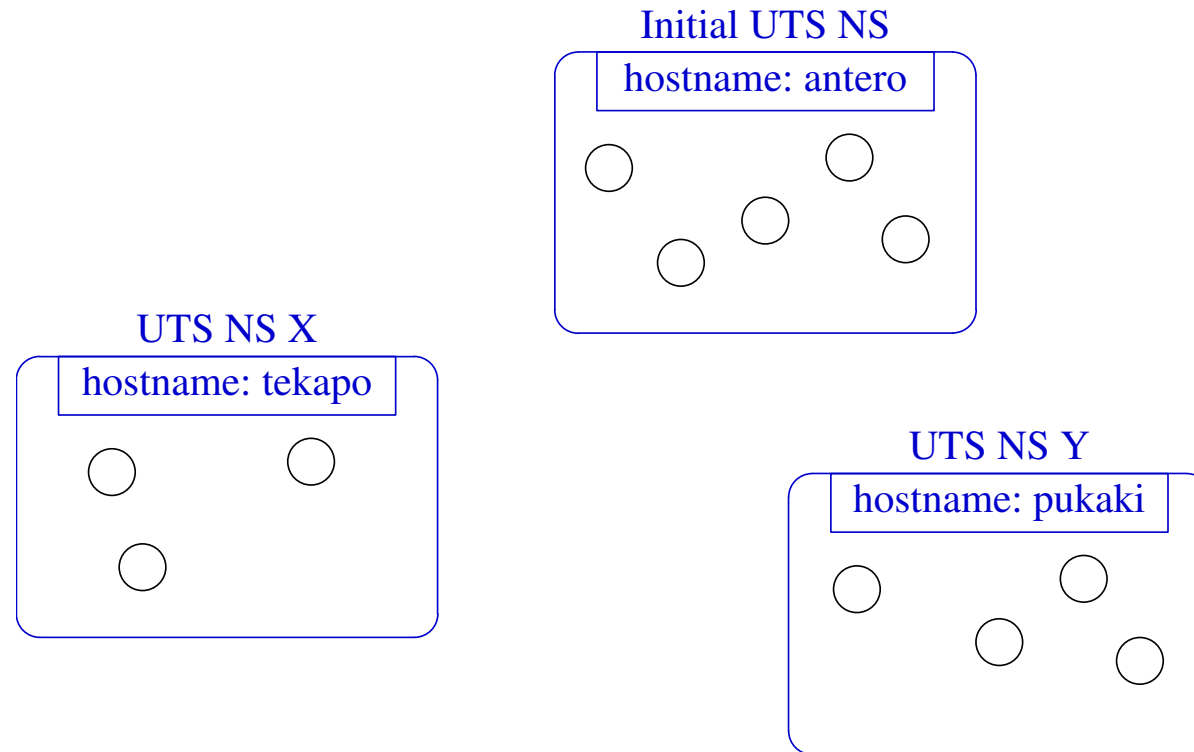
- For each NS type:
 - Multiple **instances** of NS may exist on a system
 - At system boot, there is one instance of each NS type—the **initial namespace**
 - A process resides in one NS instance (of each of NS types)
 - To processes inside NS instance, it appears that only they can see/modify corresponding global resource
 - (They are unaware of other instances of resource)
- When new child process is created (*fork()*), it resides in same set of NSs as parent process
 - There are system calls (and commands) for creating new NSs and moving processes into NSs

Namespaces example

Example: **UTS namespaces**

- **Isolate** certain system identifiers, including **hostname**
 - *hostname(1), uname(1), uname(1), uname(2)*
- Running system may have multiple UTS NS instances
- Processes in same NS instance access (get/set) same hostname
- Each NS instance has its own hostname
 - Changes to hostname in one NS instance are invisible to other instances

UTS namespace instances



Each UTS NS contains a set of processes (circles) which access (see/modify) same hostname

Outline

1	Introduction	3
2	Some background: capabilities	6
3	Namespaces	11
4	Namespace APIs and commands	18
5	User namespaces overview	27
6	User namespaces: UID and GID mappings	33
7	User namespaces and capabilities	40
8	Security issues	48
9	Use cases	50
10	PS: a few more details	56
11	PS: when does a process have capabilities in a user NS?	60

Some “magic” symlinks

- Each process has some symlink files in `/proc/PID/ns`

```
/proc/PID/ns/cgroup      # Cgroup NS instance
/proc/PID/ns/ipc        # IPC NS instance
/proc/PID/ns/mnt        # Mount NS instance
/proc/PID/ns/net        # Network NS instance
/proc/PID/ns/pid        # PID NS instance
/proc/PID/ns/user       # User NS instance
/proc/PID/ns/uts        # UTS NS instance
```

- One symlink for each of the NS types

Some “magic” symlinks

- Target of symlink tells us which NS instance process is in:

```
$ readlink /proc/$$/ns/uts
uts:[4026531838]
```

- Content has form: *ns-type: [magic-inode-#]*
- Various uses for the `/proc/PID/ns` symlinks, including:
 - If processes show same symlink target, they are in same NS

APIs and commands

- Programs can use various system calls to work with NSs:
 - *clone(2)*: create new process in new NS(s)
 - *unshare(2)*: create new NS/s and move caller into it/them
 - *setns(2)*: move calling process to another (existing) NS instance
- There are analogous **shell commands**:
 - *unshare(1)*: create new NS(s) and execute a shell command in the NS(s)
 - *nsenter(1)*: enter existing NS(s) and execute a command

The *unshare(1)* and *nsenter(1)* commands

unshare(1) and *nsenter(1)* have flags for specifying each NS type:

```
unshare [options] [command [arguments]]
-C      Create new cgroup NS
-i      Create new IPC NS
-m      Create new mount NS
-n      Create new network NS
-p      Create new PID NS
-u      Create new UTS NS
-U      Create new user NS
```

```
nsenter [options] [command [arguments]]
-t PID  PID of process whose namespaces should be entered
-C      Enter cgroup NS of target process
-i      Enter IPC NS of target process
-m      Enter mount NS of target process
-n      Enter network NS of target process
-p      Enter PID NS of target process
-u      Enter UTC NS of target process
-U      Enter user NS of target process
-a      Enter all NSs of target process
```

Privilege requirements for creating namespaces

- Creating **user** NS instances requires no privileges
- Creating instances of **other** (nonuser) NS types requires privilege
 - CAP_SYS_ADMIN

Demo

- Two terminal windows (*sh1*, *sh2*) in initial UTS NS

```
sh1$ hostname          # Show hostname in initial UTS NS
antero
```

- In *sh2*, create new UTS NS, and change hostname

```
sh2$ hostname          # Show hostname in initial UTS NS
antero
$ PS1='sh2# ' sudo unshare -u bash
sh2# hostname bizarro  # Change hostname
sh2# hostname          # Verify change
bizarro
```

- Used *sudo* because we need privilege (`CAP_SYS_ADMIN`) to create a UTS NS

Demo

- In *sh1*, verify that hostname is unchanged:

```
sh1$ hostname  
antero
```

- Compare `/proc/PID/ns/uts` symlinks in two shells

```
sh1$ readlink /proc/$$/ns/uts  
uts:[4026531838]
```

```
sh2# readlink /proc/$$/ns/uts  
uts:[4026532855]
```

- The two shells are in different UTS NSs

Demo

- From *sh1*, use *nsenter(1)* to create a new shell that is in same NS as *sh2*:

```
sh2# echo $$          # Discover PID of sh2
5912
```

```
sh1$ PS1='sh1# ' sudo nsenter -t 5912 -u
sh1# hostname
bizarro
sh1# readlink /proc/$$/ns/uts
uts:[4026532855]
```

- Comparing the symlink value, we can see that this shell is in the second (*sh2#*) UTS NS

Outline

1	Introduction	3
2	Some background: capabilities	6
3	Namespaces	11
4	Namespace APIs and commands	18
5	User namespaces overview	27
6	User namespaces: UID and GID mappings	33
7	User namespaces and capabilities	40
8	Security issues	48
9	Use cases	50
10	PS: a few more details	56
11	PS: when does a process have capabilities in a user NS?	60

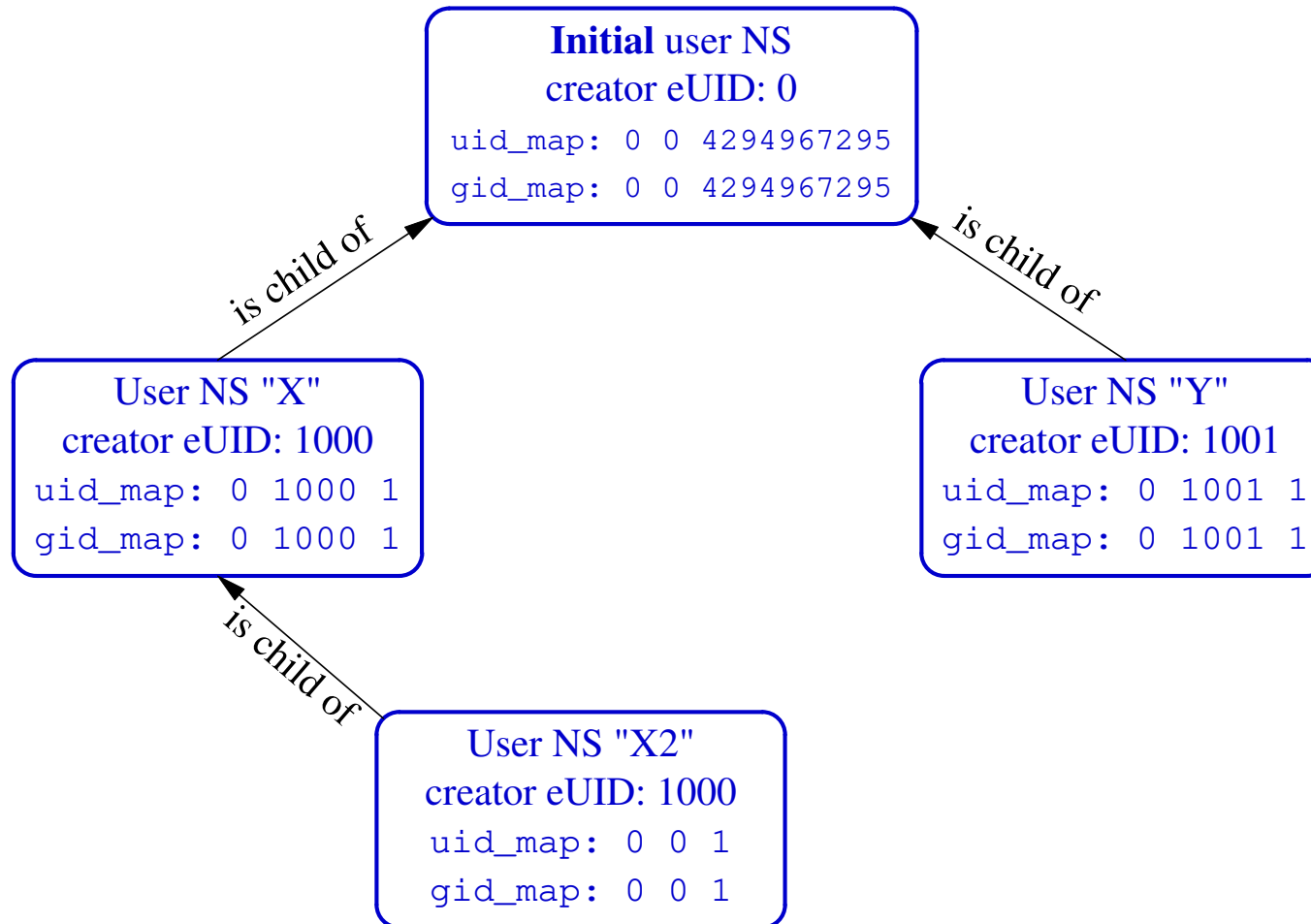
What do user namespaces do?

- Allow per-namespace **mappings** of UIDs and GIDs
 - I.e., process's UIDs and GIDs inside NS may be different from IDs outside NS
- Interesting use case: process may have nonzero UID outside NS, and UID of 0 inside NS
 - Process has **root privileges *for operations inside user NS***
 - We revisit this point soon...

Relationships between user namespaces

- User NSs have a **hierarchical relationship**:
 - A user NS can have zero or more child user NSs
 - Each user NS has parent NS, going back to initial user NS
- **Parent of a user NS** == user NS of process that created this user NS
 - Using *clone(2)*, *unshare(2)*, or *unshare(1)*
- Parental relationship determines some rules about how capabilities work
 - (Later)

A user namespace hierarchy



The first process in a new user NS has root privileges

- When a new user NS is created (*unshare(1)*, *clone(2)*, *unshare(2)*), first process in NS has **all** capabilities
- That process has power of superuser!
- ... but only inside the user NS

“Root privileges inside a user NS”

- What does “root privileges in a user NS” really mean?
- We’ve already seen that:
 - There are a number of NS types
 - Each NS type governs some global resource(s); e.g.:
 - UTS: hostname, NIS domain name
 - Network: IP routing tables, port numbers, /proc/net, ...
- What we will see is that:
 - Each nonuser NS is “owned” by a particular user NS
 - “root privileges in a user NS” == root privileges on resources governed by nonuser NSs owned by this user NS
 - And **only** on those resources

Outline

1	Introduction	3
2	Some background: capabilities	6
3	Namespaces	11
4	Namespace APIs and commands	18
5	User namespaces overview	27
6	User namespaces: UID and GID mappings	33
7	User namespaces and capabilities	40
8	Security issues	48
9	Use cases	50
10	PS: a few more details	56
11	PS: when does a process have capabilities in a user NS?	60

UID and GID mappings

- One of first steps after creating a user NS is to define UID and GID mappings for NS
- Mappings are defined by writing to 2 files:
`/proc/PID/uid_map` and `/proc/PID/gid_map`
- For security reasons, there are **many** rules + restrictions on:
 - How/when files may be updated
 - Who can update the files
 - Way too many details to cover here...
 - See *user_namespaces(7)*

UID and GID mappings

- Records written to/read from `uid_map` and `gid_map` have the form:

```
ID-inside-ns    ID-outside-ns    length
```

- *ID-inside-ns* and *length* define range of IDs inside user NS that are to be mapped
 - *ID-outside-ns* defines start of corresponding mapped range in “outside” user NS
- Commonly these files are initialized with a single line containing “root mapping”:

```
0      1000      1
```

- One ID, 0, inside NS maps to ID 1000 in outer NS

Example: creating a user NS with “root” mappings

- `unshare -U -r` creates user NS with root mappings
- Create a user NS with root mappings running new shell, and examine map files:

```
$ id # Show credentials in current shell
uid=1000(mtk) gid=1000(mtk) ...

$ PS1='uns2$ ' unshare -U -r bash
uns2$ cat /proc/$$/uid_map
      0          1000          1
uns2$ cat /proc/$$/gid_map
      0          1000          1
```

Example: creating a user NS with “root” mappings

- Examine credentials and capabilities of new shell:

```
uns2$ id
uid=0(root) gid=0(root) groups=0(root) ...
uns2$ egrep '[UG]id|CapEff' /proc/$$/status
Uid: 0 0 0 0
Gid: 0 0 0 0
CapEff: 0000003fffffffff
```

- 0x3fffffffff is bit mask with all 38 capability bits set
 - *getpcaps* from *libcap* project gives same info more readably

Example: creating a user NS with “root” mappings

- Discover PID of shell in new user NS:

```
uns2$ echo $$  
21135
```

- From a shell in **initial user NS**, examine credentials of that PID:

```
$ grep '[UG]id' /proc/21135/status  
Uid:  1000  1000  1000  1000  
Gid:  1000  1000  1000  1000
```

I'm superuser! (But, you're a big fish in a little pond)

- From the shell in new user NS, let's try to change the hostname
 - Requires CAP_SYS_ADMIN

```
uns2$ hostname bizarro
hostname: you must be root to change the host name
```

- Shell is UID 0 (superuser) and has CAP_SYS_ADMIN
- What went wrong?
- The new shell is in new user NS, but **still resides in initial UTS NS**
 - (Remember: hostname is isolated/governed by UTS NS)
 - Let's look at this more closely...

Outline

1	Introduction	3
2	Some background: capabilities	6
3	Namespaces	11
4	Namespace APIs and commands	18
5	User namespaces overview	27
6	User namespaces: UID and GID mappings	33
7	User namespaces and capabilities	40
8	Security issues	48
9	Use cases	50
10	PS: a few more details	56
11	PS: when does a process have capabilities in a user NS?	60

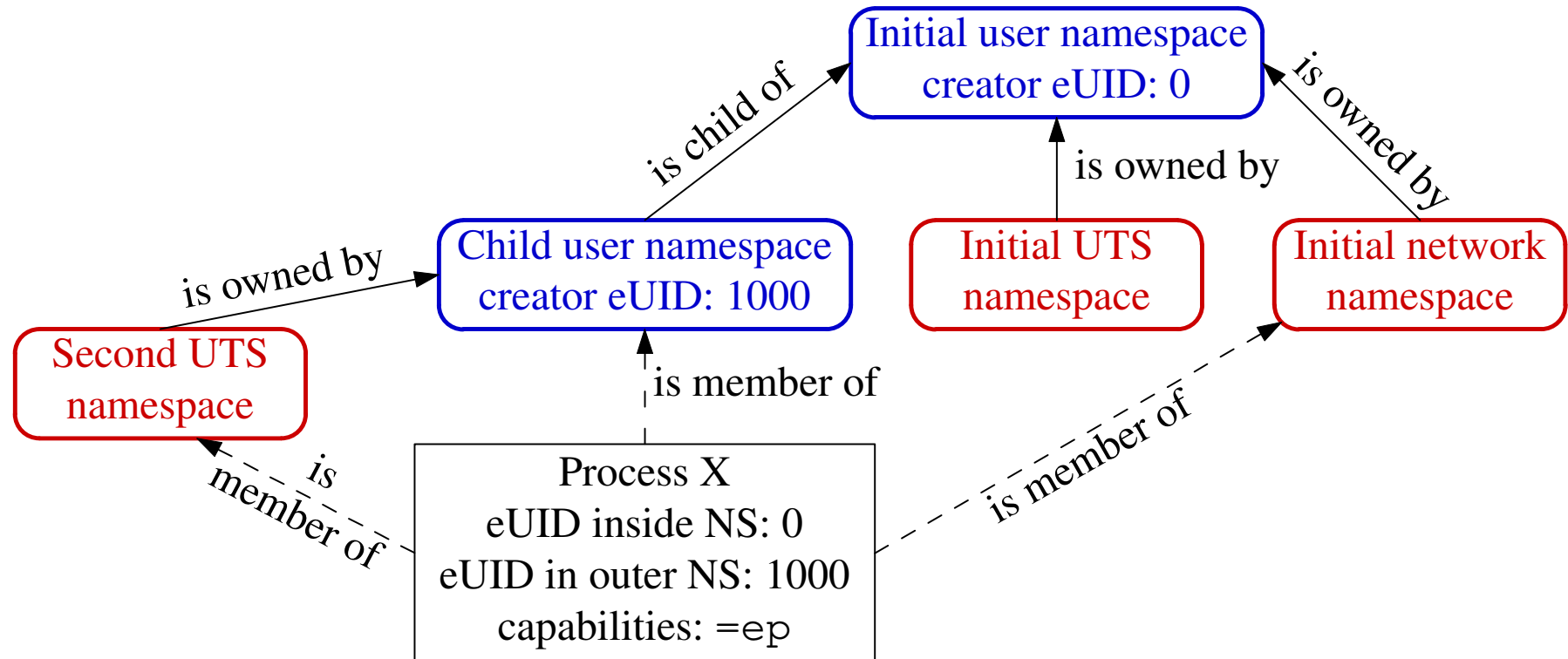
User namespaces and capabilities

- Kernel grants initial process in new user NS a full set of capabilities
- But, those capabilities are available **only for operations on objects governed by the new user NS**

User namespaces and capabilities

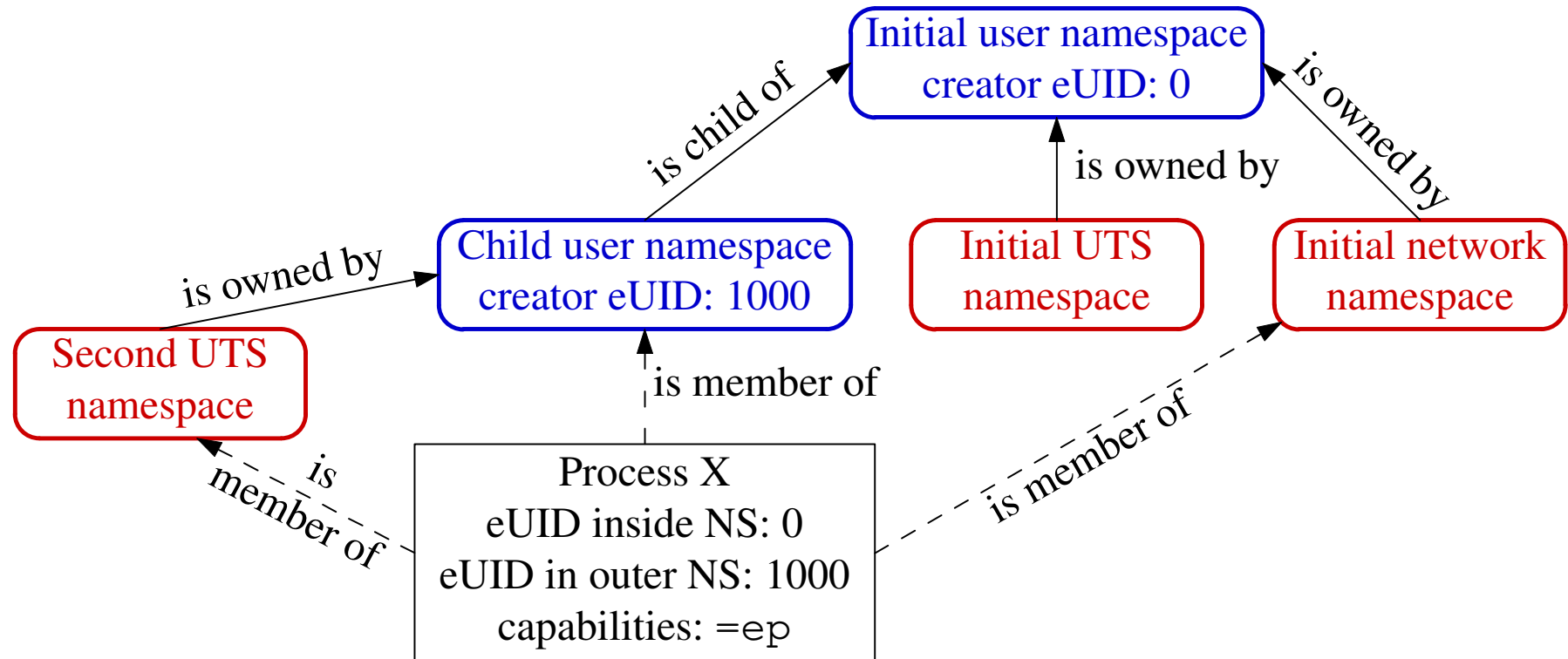
- **Each nonuser NS instance is owned by some user NS instance**
 - When creating new nonuser NS, kernel marks that NS as owned by **user NS of process creating the new NS**
- If a process operates on resources governed by nonuser NS:
 - Permission checks are done according to that process's capabilities in user NS that owns the nonuser NS
- Goal of this scheme: safely deliver full capabilities inside a NS without allowing users to damage wider system

User namespaces and capabilities—an example



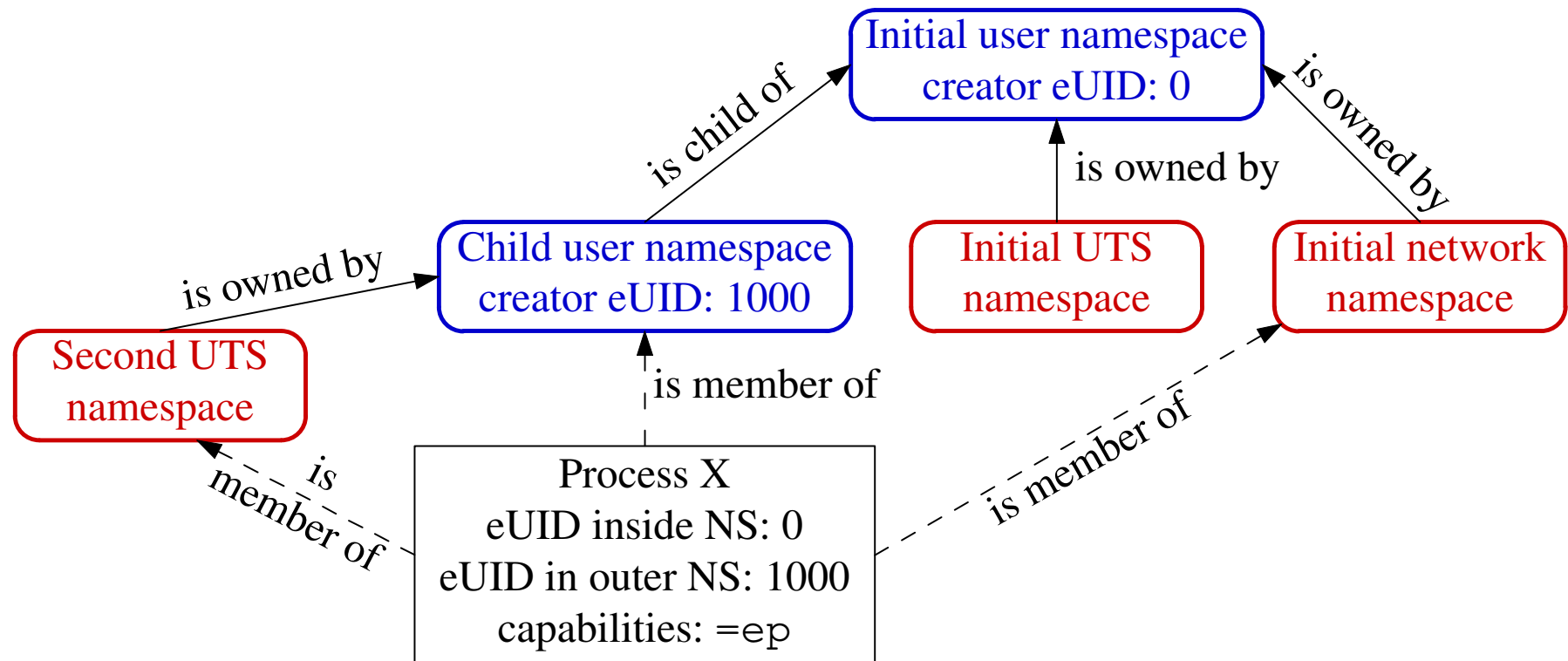
- Example scenario; **X was created with:** `unshare -Ur -u <prog>`
 - X is in new user NS, with root mappings, and has all capabilities
 - X is in a new UTS NS, which is owned by new user NS
 - X is in initial instance of all other NS types (e.g., network NS)

User namespaces and capabilities—an example



- Suppose X tries to change hostname (`CAP_SYS_ADMIN`)
- X is in second **UTS** NS
- Permissions checked according to X's capabilities in user NS that owns that UTS NS \Rightarrow succeeds (X has capabilities in user NS)

User namespaces and capabilities—an example



- Suppose X tries to bind to reserved socket port (`CAP_NET_BIND_SERVICE`)
- X is in initial **network** NS
- Permissions checked according to X's capabilities in user NS that owns network NS \Rightarrow attempt fails (no capabilities in initial user NS)

Discovering namespace relationships

- There are APIs to discover parental relationships between user NSs and ownership relationships between user NSs and nonuser NSs
 - See *ioctl_ns(2)*,
<http://blog.man7.org/2016/12/introspecting-namespace-relationships.html>
 - Code example: `namespaces/namespaces_of.go`

Discovering namespace relationships

- Commands to replicate scenario shown in previous slides:

```
$ echo $$          # PID of a shell in initial user NS
327
$ unshare -Ur -u sh # Create new user and UTS NSs
# echo $$          # PID of shell in new NSs
353
```

- Inspect with namespaces/namespaces_of.go program:

```
$ go run namespaces_of.go --namespaces=net,uts 327 353
user {3 4026531837} <UID: 0>
    [ 327 ]
    net {3 4026532008}
        [ 327 353 ]
    uts {3 4026531838}
        [ 327 ]
user {3 4026532760} <UID: 1000>
    [ 353 ]
    uts {3 4026532761}
        [ 353 ]
```

- Shells are in same network NS, but different UTS+user NSs
- Second UTS NS is owned by second user NS

Outline

1	Introduction	3
2	Some background: capabilities	6
3	Namespaces	11
4	Namespace APIs and commands	18
5	User namespaces overview	27
6	User namespaces: UID and GID mappings	33
7	User namespaces and capabilities	40
8	Security issues	48
9	Use cases	50
10	PS: a few more details	56
11	PS: when does a process have capabilities in a user NS?	60

User namespaces are hard (even for kernel developers)

- Developer(s) of user NSs put much effort into ensuring capabilities couldn't leak from inner user NS to outside NS
 - Potential risk: some piece of kernel code might not be refactored to account for distinct user NSs
 - \Rightarrow unprivileged user who gains all capabilities in child user NS might be able to do some privileged operation in **outer** NS
- User NS implementation touched a **lot** of kernel code
 - Perhaps there were/are some unexpected corner case that wasn't correctly handled?
 - A number of such cases have occurred (and been fixed)
 - Common cause: many kernel code paths that could formerly be exercised only by *root* can now be exercised by any user
 - Now, unprivileged users can test for weaknesses in kernel code paths that formerly could be accessed only by *root*

Outline

1	Introduction	3
2	Some background: capabilities	6
3	Namespaces	11
4	Namespace APIs and commands	18
5	User namespaces overview	27
6	User namespaces: UID and GID mappings	33
7	User namespaces and capabilities	40
8	Security issues	48
9	Use cases	50
10	PS: a few more details	56
11	PS: when does a process have capabilities in a user NS?	60

User namespaces permit novel applications

- User NSs permit novel applications; for example:
 - Running Linux containers **without** *root* privileges
 - Docker, LXC
 - Chrome-style sandboxes without *set-UID-root* helpers
 - <http://dev.chromium.org/developers/design-documents/sandbox>
 - User namespace with single UID identity mapping \Rightarrow no superuser possible!
 - E.g., `uid_map: 1000 1000 1`

User namespaces permit novel applications

- User NSs permit novel applications; more examples:
 - *chroot()*-based applications for process isolation
 - User NSs allow unprivileged process to create new mount NSs and use *chroot()*
 - *fakeroot*-type applications without LD_PRELOAD/dynamic linking tricks
 - *fakeroot(1)* is a tool that makes it appear that you are *root* for purpose of building packages (so packaged files are marked owned by *root*) (<http://fakeroot.alioth.debian.org/>)

User namespaces permit novel applications

- User NSs permit novel applications; more examples:
 - Firejail: namespaces + seccomp + capabilities for generalized, **simplified** sandboxing of any application
 - <https://firejail.wordpress.com/>,
<https://lwn.net/Articles/671534/>
- Flatpak: namespaces + seccomp + capabilities + cgroups for application packaging / sandboxing
 - Allows upstream project to provide packaged app with all necessary runtime dependencies
 - No need to rely on packaging in downstream distributions
 - Package once; run on any distribution
 - Desktop applications run seamlessly in GUI
 - <http://flatpak.org/>, <https://lwn.net/Articles/694291/>

Namespaces: sources of further information

- My LWN.net article series *Namespaces in operation*
 - <https://lwn.net/Articles/531114/>
 - Many example programs and shell sessions...
- Man pages:
 - *namespaces(7)*, *cgroup_namespaces(7)*, *mount_namespaces(7)*, *pid_namespaces(7)*, *user_namespaces(7)*
 - *unshare(1)*, *nsenter(1)*
 - *capabilities(7)*
 - *clone(2)*, *unshare(2)*, *setns(2)*, *ioctl_ns(2)*
- “Linux containers in 500 lines of code”
 - <https://blog.lizzie.io/linux-containers-in-500-loc.html>

Thanks!


Michael Kerrisk mtk@man7.org [@mkerrisk](https://twitter.com/mkerrisk)

Slides at <http://man7.org/conf/>

Source code at <http://man7.org/tlpi/code/>

Training: Linux system programming, security and isolation APIs,
and more; <http://man7.org/training/>

The Linux Programming Interface, <http://man7.org/tlpi/>



Outline

1	Introduction	3
2	Some background: capabilities	6
3	Namespaces	11
4	Namespace APIs and commands	18
5	User namespaces overview	27
6	User namespaces: UID and GID mappings	33
7	User namespaces and capabilities	40
8	Security issues	48
9	Use cases	50
10	PS: a few more details	56
11	PS: when does a process have capabilities in a user NS?	60

Combining user namespaces and other namespace types

- Earlier, we noted that `CAP_SYS_ADMIN` is needed to create nonuser NSs
- So, why can unprivileged user do this:

```
$ unshare -U -u -r bash
```

- Can do this, because kernel first creates user NS, giving child all privileges, so that UTS NS can also be created
- Equivalent to following, but without intervening child process:

```
$ unshare -U -r bash # Child in new user NS
$ unshare -u bash    # Grandchild in new UTS NS
```

What about resources not governed by namespaces?

- Some privileged operations relate to resources/features not (yet) governed by any namespace
 - E.g., system time, kernel modules
- Having all capabilities in a (noninitial) user NS doesn't grant power to perform operations on features not currently governed by any NS
 - E.g., can't change system time or load/unload kernel modules

But what about accessing files (and other resources)?

- Suppose UID 1000 is mapped to UID 0 inside a user NS
- What happens when process with UID 0 inside user NS tries to access file owned by (“true”) UID 0?
- When accessing files, IDs are mapped back to values in initial user NS
 - There is a chain of user NSs starting at NS of process and going back to initial NS
 - Examining the mappings in this chain allows kernel to know “true” UID and GID of processes in user NSs
 - Same principle for checks on other resources that have UID+GID owner
 - E.g., Various IPC objects

Outline

1	Introduction	3
2	Some background: capabilities	6
3	Namespaces	11
4	Namespace APIs and commands	18
5	User namespaces overview	27
6	User namespaces: UID and GID mappings	33
7	User namespaces and capabilities	40
8	Security issues	48
9	Use cases	50
10	PS: a few more details	56
11	PS: when does a process have capabilities in a user NS?	60

What are the rules that determine the capabilities that a process has in a given user namespace?

User namespace hierarchies

- User NSs exist in a hierarchy
 - Each user NS has a parent, going back to initial user NS
- Parental relationship is established when user NS is created:
 - Parent of a new user NS is user NS of process that created new user NS
- Parental relationship is significant because it plays a part in determining capabilities a process has in user NS

User namespaces and capabilities

- Whether a process has a capability inside a user NS depends on several factors:
 - Whether the capability is present in the process's (effective) capability set
 - Which user NS the process is a member of
 - The (effective) process's UID
 - The (effective) UID of the process that created the user NS
 - At creation time, **kernel records eUID of creator** as "owner UID" of user NS
 - The parental relationship between user NSs
 - (namespaces/ns_capable.c program encapsulates the rules shown on next slide—it answers the question, does process P have capabilities in namespace X?)

Capability rules for user namespaces

- ① A process has a capability in a user NS if:
 - it is a **member of the user NS**, and
 - **capability is present in its effective set**
 - **Note:** this rule doesn't grant that capability in **parent NS**
- ② A process that has a capability in a user NS **has the capability in all descendant user NSs** as well
 - I.e., members of user NS are not isolated from effects of privileged process in parent/ancestor user NS
- ③ (All) processes in **parent** user NS that have **same eUID** as eUID of creator of user NS have all capabilities in the NS
 - At creation time, **kernel records eUID of creator** as "owner UID" of user NS
 - By virtue of previous rule, capabilities also propagate into all descendant user NSs