

ONAP Close Loop Control for Edge Cloud with Distributed MultiCloud

Bin Yang, Wind River, ONAP Multi-VIM/Cloud PTL
Sept. 2018 Open Networking Summit Europe



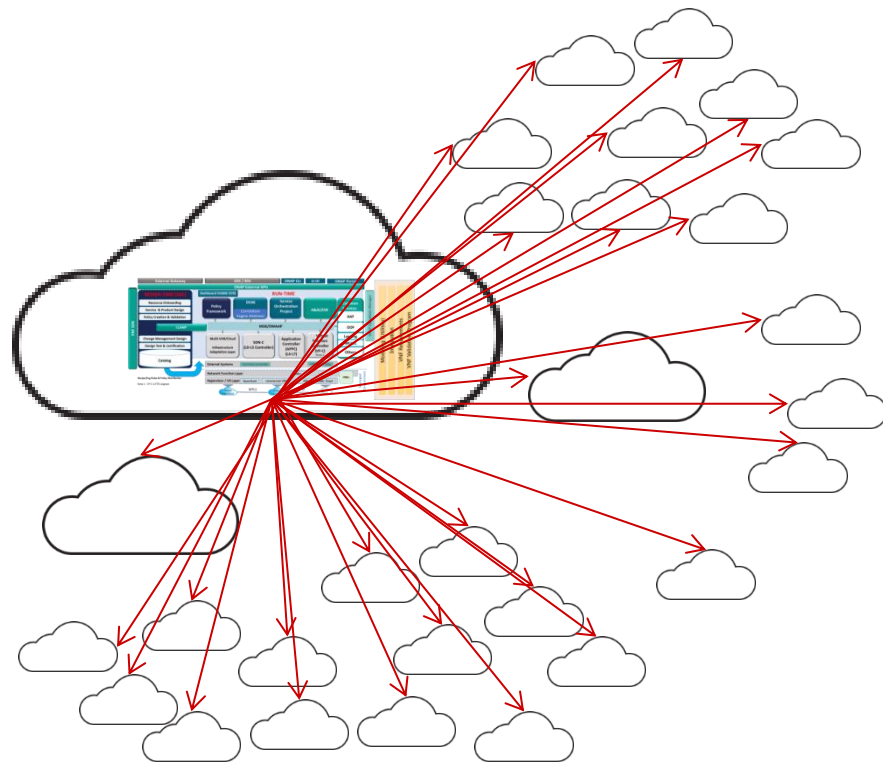
**WHEN IT MATTERS,
IT RUNS ON WIND RIVER.**

Agenda

- ONAP Multi-VIM/Cloud and Edge Automation
- Workshop: Close Loop Control for Edge Cloud with distributed MultiCloud

Challenges of Edge Automation

- Edge Infrastructure for NFV
 - Could consist of hundreds of physical data centers of small scale
 - With dynamic changes during their lifecycles
 - Comes with very limited resources which requires good utilization by various intelligent and automated orchestration
 - Requires near real-time close loop automation and aggregation of FCAPS data streaming
- The challenges
 - LCM of Edge Infrastructure: On-Boarding, De-Commissioning.
 - LCM of Resource of Edge Infrastructure: Discovery/Updating/Representing.
 - Increase resource utilization while remains flexible
 - Near real-time collecting/aggregating/reacting to FCAPS data/events

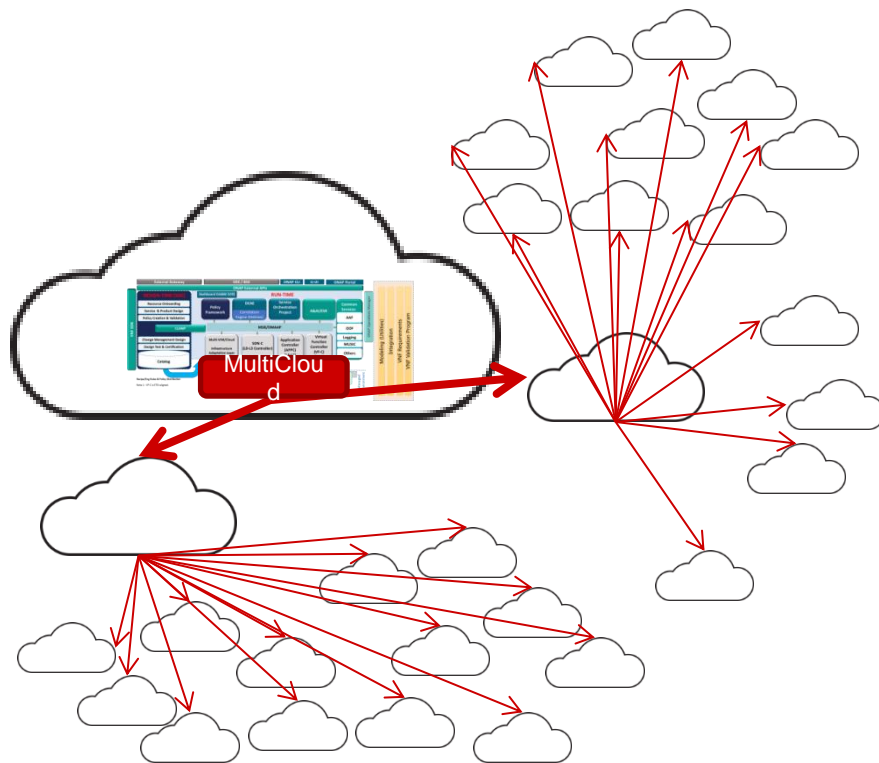


ONAP Multi-VIM/Cloud and Edge Automation

- Automating the on-boarding of Edge Clouds
- Automating the discovery/representation of Infrastructure Resources of Edge Clouds
- Supports to policy based VNF placement/homing to Edge Clouds
- Aggregates FCAPS data and Near real-time control on Edge Clouds

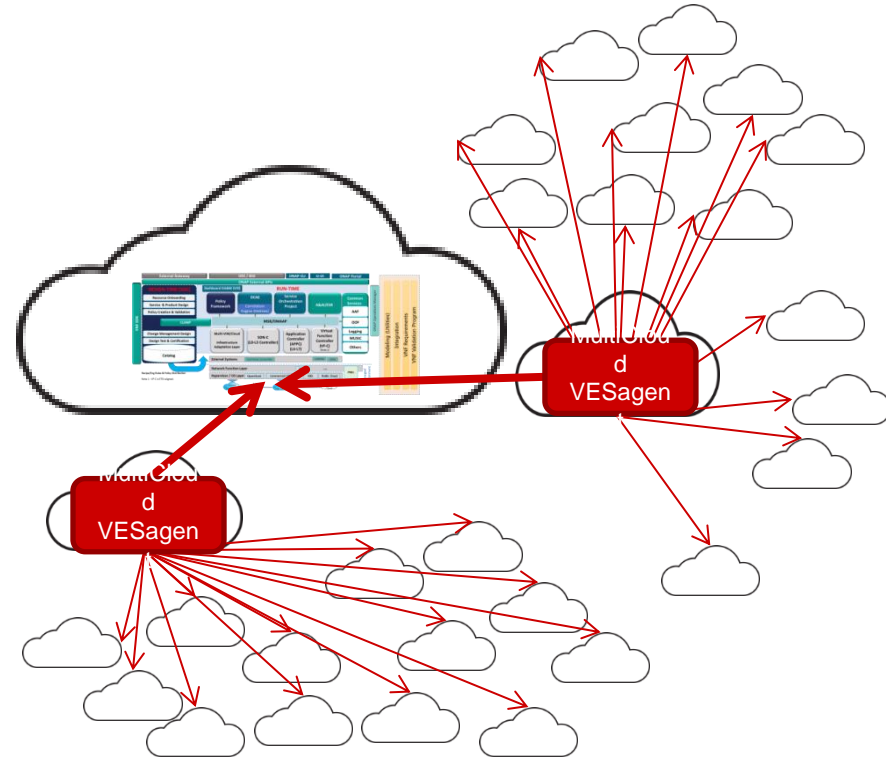
MultiCloud automates the on-boarding of Edge Clouds

- Edge Infrastructure with Hundreds of Physical Data Centers
 - Could be a burden for Infrastructure providers.
 - **Multi-Region** could be one of solution to mitigate the pain of O&M for Infra. Providers.
 - ONAP could leverage this multi-region solution to automate the on-boarding process of hundreds of Physical Data Centers into ONAP.
 - ONAP user will fill the access information for the primary region only
 - MultiCloud plugin will discover all secondary regions and register the corresponding cloud regions into AAI.
 - Will be realized in ONAP Multi-VIM/Cloud in Casablanca Release



MultiCloud aggregates FCAPS data and support NRT close loop control on Edge Clouds

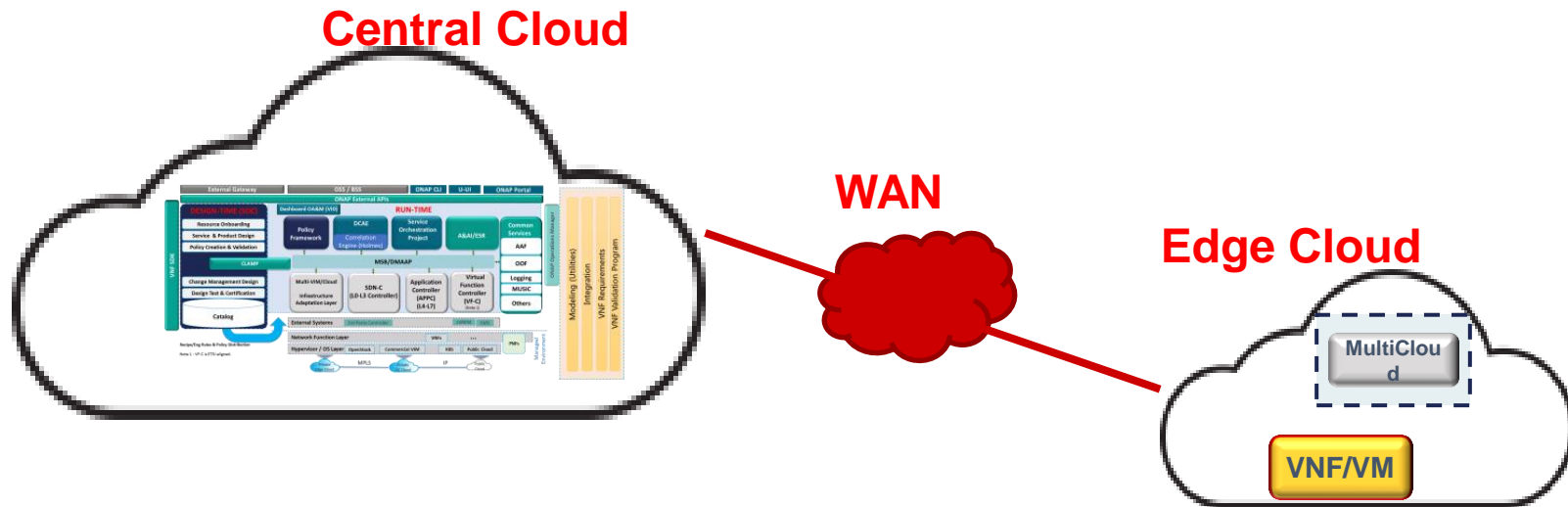
- MultiCloud@Edge
 - MultiCloud micro-services could be deployed approaching to edge infrastructures
 - Local cache of part of AAI inventory.
 - Synchronization
 - VESagent in the MultiCloud@Edge
 - Collect FCAPS data of local edge infrastructures
 - Aggregate the data and events according to configuration/policy rules
 - Convert data/events conforming to VES specs, send them back via DMaaP/RESP
 - Policy based Near Real-Time close loop control



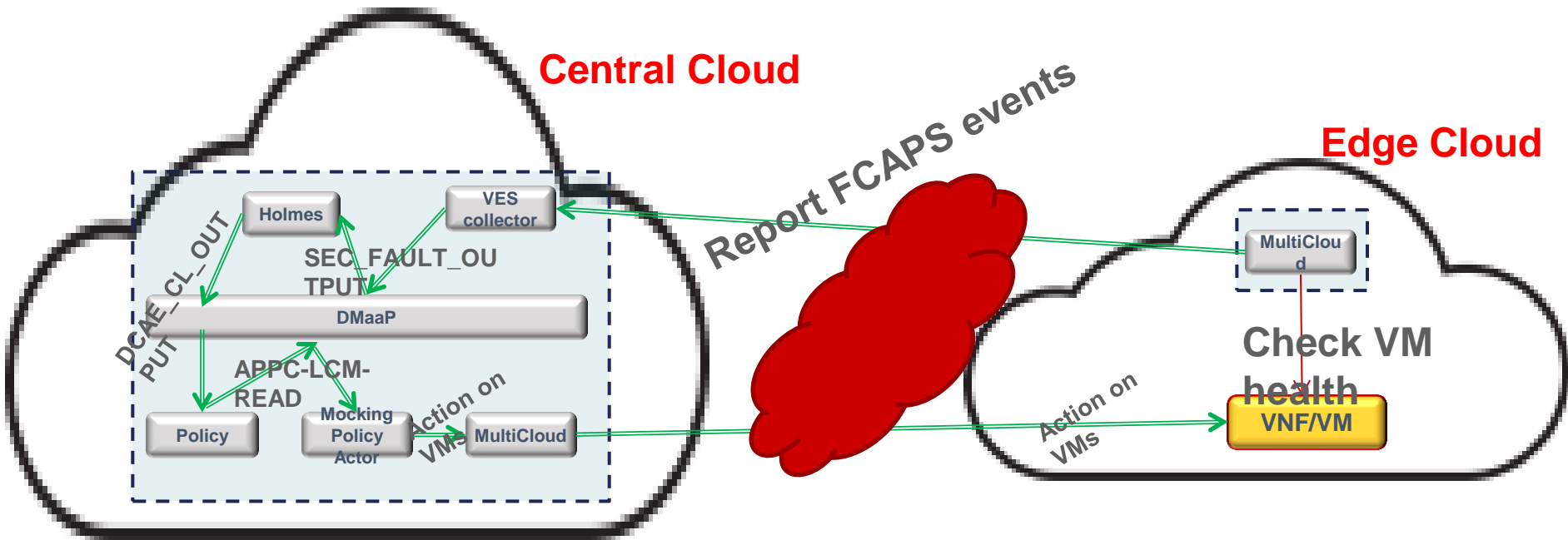
Workshop: Close Loop automation for Edge Cloud with distributed ONAP MultiCloud

- This workshop will
 - Showcase how **MultiCloud** could help ONAP to assure services by **close loop control over Infrastructure resources**
 - Be featured of **distributed MultiCloud on edge clouds** and the configurable **VESagent** to consolidate/aggregate telemetry data
 - PoC to evaluate how distributed MultiCloud to support edge automation by enhancing the close loop control over edge clouds
 - Walk you through the comprehensive process to **deploy** and **provision ONAP**, **orchestrate VNF** and **setup close loop control**.

Deployment Topology



Control/Data Flow for Close Loop Control



Recipes

▪ Infrastructures

– Central Cloud powered by **Wind River Titanium Cloud**

- Titanium Cloud is the Carrier Grade OpenStack distribution offered by Wind River
- Upstreamed to Open Source Communities
 - OpenStack StarlingX project, LFN Akraino
- Verified and validated with various Open Source community and 3rd party's offerings
 - ONAP, OPNFV, etc.
- Most of ONAP Open Labs are powered by Titanium Cloud:
 - ONAP Integration lab
 - CMCC Open Lab and China Telecom Open Lab

– Edge Clouds powered by **Wind River Titanium Cloud, Distributed Cloud mode**

- Support distributed subclouds of small scale with HA, high performance, low latency features,
- scalable from 1 or 2 hardware nodes to many.

Recipes

- Platform
 - Heat templates to deploy ONAP Beijing Release
 - Heat templates to deploy distributed ONAP MultiCloud services
 - Patches to enhance ONAP Robot scripts
 - Mocking Policy Actor to control infrastructure resource

Recipes

- VNF
 - vDNS heat templates

- Tools
 - POSTMAN
 - Curl

Step 1: Deploy ONAP instance to Central Cloud

- Provision OpenStack resources for ONAP instance
 - Admin creates tenant with user, allocate Quota. e.g. tenant “VIM”, tenant user: “demo”.
 - Admin creates flavors, e.g. m1.small, m1.medium, m1.large, m1.xlarge
 - Admin creates shared external network, e.g. “external”
 - Admin uploads images of ubuntu-14.04LTS and ubuntu-16.04LTS, e.g. “ubuntu-14-04-cloud-amd64”, “ubuntu-16-04-cloud-amd64”
 - Tenant user to create keypair, e.g. “onap_key”
 - Tenant user collects : keystone endpoint, OpenStack Region ID, dns list,
- Populate ONAP heat env file
 - Clone demo project
 - \$ git clone -b beijing <https://gerrit.onap.org/r/demo>
 - Populate the parameters to “demo/heat/ONAP/onap_openstack.env”
 - With collected info
 - Further tweaking:
 - dcae_deployment_profile: R2MVP
 - mvim_docker: 1.2.0-STAGING
 - mvim_openstack_docker: 1.2.0-STAGING

Step 1: Deploy ONAP instance to Central Cloud

- Deploy ONAP instance with heat templates
 - Login to horizon and download the access file, e.g. VIM-openrc.sh
 - Launch the ONAP with populated heat template
 - `$ source VIM-openrc.sh`
 - `$ openstack stack create -t onap_openstack.yaml -e onap_openstack.env onap_beijing_heat`
 - Wait till the stack is created completed
 - List all ONAP VMs and capture the floating Ips for each VM
 - `$ openstack server list`
- Healthcheck
 - Now ONAP is to booting up, check the status by robot script on the robot VM:
 - `$ ssh -o StrictHostKeychecking=no -i /home/wruser/.ssh/onap_key ubuntu@<robot_vm_ip>`
 - `$ sudo docker exec -it openecompete_container /var/opt/OpenECOMP_ETE/runTags.sh -i health h -d ./html -V /share/config/integration_robot_properties.py -V /share/config/integration_preload_parameters.py -V /share/config/vm_properties.py`

Step 1: Deploy ONAP instance to Central Cloud

- Portals access
 - If the healthcheck is passed, provision your local hosts resolving file like below:
 - \$ cat /etc/hosts
 - 10.12.6.191 policy.api.simplesdemo.onap.org
 - 10.12.7.24 portal.api.simplesdemo.onap.org
 - 10.12.6.182 sdc.api.simplesdemo.onap.org
 - 10.12.5.24 vid.api.simplesdemo.onap.org
 - 10.12.6.175 aai.api.simplesdemo.onap.org
 - 10.12.5.187 sdnc.api.simplesdemo.onap.org
 - 10.12.6.199 so.api.simplesdemo.onap.org
 - 10.12.7.25 msb.api.simplesdemo.onap.org
 - 10.12.7.25 msb-discovery
 - Browse the portal GUI with url:
 - <http://portal.api.simplesdemo.onap.org:8989/ONAPPORTAL/login.htm>
 - The user guide can be found:

Step 1: Deploy ONAP instance to Central Cloud

- Build and launch your own robot service
 - Login to Robot VM, build and launch the robot service with following instruction:
 - <https://github.com/biny993/onap-multicloud-edge-demo/blob/master/customizing-robot/readme.txt>

- Build Mocking Policy Actor (multicloud-dmaapclient)
 - Login to Policy VM, build and launch mocking service with following instruction:
 - <https://github.com/biny993/onap-multicloud-edge-demo/tree/master/docker4dmaapclient/readme.txt>

Step 2: Deploy Distributed MultiCloud to Edge Cloud

- Provision the Edge Cloud
 - Similar to Central Cloud
- Populate heat env file
 - Download heat template from github
 - <https://github.com/biny993/onap-multicloud-edge-demo/tree/master/multicloud-edge/heat>
 - Populate the heat env file
 - aai1_ip_addr refers to floating IP of “[vm0-aai-inst1](#)” from ONAP on central cloud
 - dcae_ip_addr refers to floating IP of “vm0-dcae” from ONAP on central cloud
- Deploy distributed ONAP MultiCloud to Edge Cloud
 - `$ openstack stack create -t onap_beijing_edge.yaml -e onap_beijing_edge.env onap_edge_beijing_heat`
- Healthcheck
 - Execute the same script as central ONAP,
 - Observe the healthcheck status for following components :
 - multicloud-framework
 - multicloud-titaniumcloud
 - msb

Step 3: Prior to VNF orchestration

- Prior to VNF orchestration:
 - Load default customer and distribute model
 - Create complex: cli3
 - On-board the edge cloud to ONAP as a cloud region
 - Register the cloud region to SO
 - Add a customer
 - Associate the cloud region with the customer
 - Instructions can be found
 - <https://github.com/biny993/onap-multicloud-edge-demo/blob/master/vnf-orchestration/prior-vnf-orchestration.txt>

Step 4: VNF orchestration: instantiate NS/VNF/VF module

- To orchestration a VNF:
 - Instantiate NS, add generic VNF by VID portal
 - Preload data for VF module by robot script
 - Add VF module with VID portal
 - Validate the VF module by OpenStack Horizon
 - Bridge heat resource into AAI
 - Curl command with postman
 - Instruction can be found:
 - <https://github.com/biny993/onap-multicloud-edge-demo/blob/master/vnf-orchestration/vnf-orchestration.txt>

Step 5: Setup Close Loop Control

- To setup the close loop control:
 - Provision mocking policy actor with curl command
 - Provision policy
 - <https://wiki.onap.org/display/DW/ONAP+Policy+Framework%3A+Installation+of+Beijing+Controller+and+Policies>
 - Provision holmes rules with curl command
 - Provision multcloud vesagent with curl command
 - Instruction can be found:
 - <https://github.com/biny993/onap-multicloud-edge-demo/tree/master/close-loop>

Step 6: Test and observe the Close Loop Control

- To test with this close loop:
 - Simulate VM failures
 - Observing the action upon the failed VM
 - Instruction can be found
 - https://github.com/biny993/onap-multicloud-edge-demo/blob/master/close-loop/closetest_instruction.txt

Summary and Vision

- ONAP MultiCloud
 - Ready for distributed deployment to support edge automation
 - With the complete edge automation solution, it can not only aggregate the FCAPS traffic, but also enable the whole close loop on edge with lower latency to recover from a failure.
 - The VESagent will be enhanced and integrated with clamp/policy project to automate the provision
 - There should be a Policy Actor developed to allow policy control infrastructure resource via multcloud.

Q & A

- ONAP wiki
 - <https://wiki.onap.org/>
- ONAP discussion mail list
 - <https://lists.onap.org/g/main>
- Email:
 - bin.yang@windriver.com

