

720 TOTAL REGISTRANTS

Total attendance includes those who registered for KubeCon + CloudNativeCon NA and expressed an intention to participate in WasmCon

70% OF ATTENDEES IN TECHNICAL POSITIONS

422 TOTAL NUMBER OF ORGANIZATIONS REPRESENTED

WASMCON

BETTER TOGETHER

NOVEMBER 11-12, 2024 · SALT LAKE CITY, UTAH

DEMOGRAPHIC DATA

#WasmCon 

 MOST REPRESENTED COUNTRIES

USA, JAPAN, CANADA

Total Countries Represented: **47**

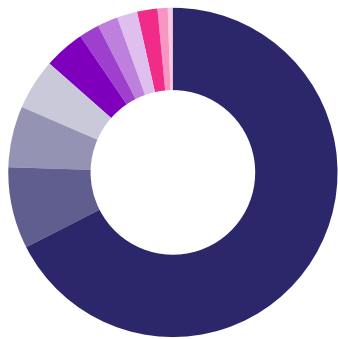
TOP 3 JOB FUNCTIONS:

DEVELOPER, DEVOPS/SRE/SYSADMIN, ARCHITECT

ATTENDEES PER REGION

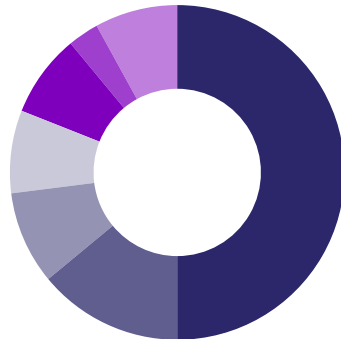


7 SPONSORS **34** CONFERENCE TALKS



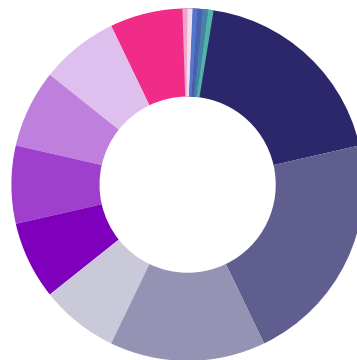
Industry

Information Technology	67.5%
Financials	8%
Professional Services	6%
Non Profit Organization	5%
Telecommunications	4%
Automotive	2%
Industrials	2%
Consumer Goods	2%
Health Care	2%
Energy	1%
Materials	0.5%



Job Level

Individual Contributor	50%
Manager	14%
CXO / ED	9%
Academic	8%
Director	8%
VP / SVP / GM	3%
Other	8%



Job Function

Developer	22%	Sales/Marketing	1%
DevOps/SRE/SysAdmin	20%	Manager - Technical Teams	1%
Architect	19%	Systems/Embedded Developer	1%
Executive	6%	Executive Leader	1%
Media/Analyst	4%	Business Operations	1%
Student	4%	Marketing	1%
Product Manager	4%	Product/Biz Dev	1%
Application Developer	3%	Manager - Other	0.6%
[Front-end/Back-end/Mobile/Full Stack]		Kernel/Operating Systems Developer	0.4%
IT Operations	3%	Other	5%
Professor/Academic	2%		