



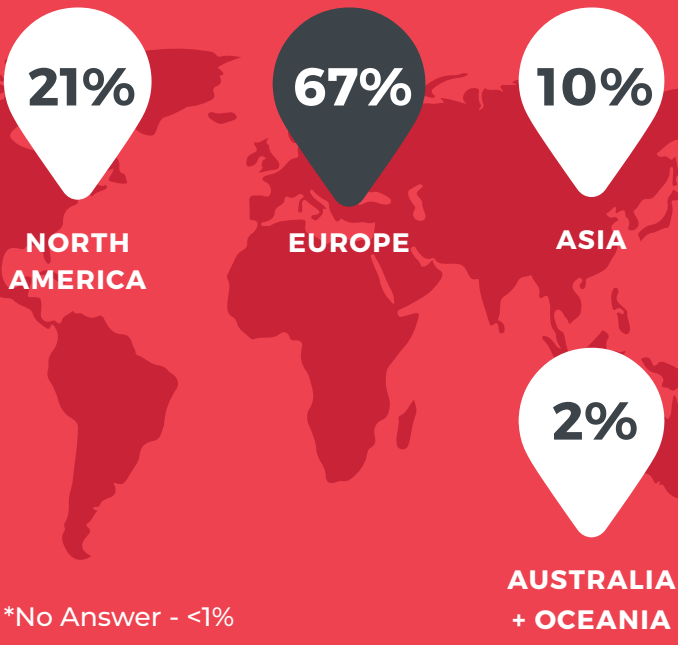
# ceph cephalocon 2024

4-5 December, 2024  
CERN | Geneva, Switzerland

## DEMOGRAPHIC DATA

#Cephalocon

## ATTENDEES PER REGION



# 352

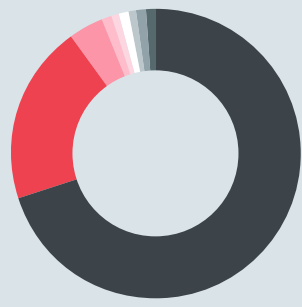
## IN-PERSON ATTENDEES

70% OF ATTENDEES  
IN THE INFORMATION  
TECHNOLOGY INDUSTRY

# 130

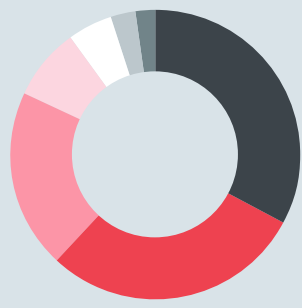
## TOTAL ORGANIZATIONS REPRESENTED

### INDUSTRY



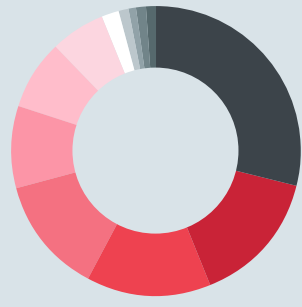
- Information Technology **70%**
- Non-Profit Organization **20%**
- Financial Services **4%**
- Consumer Goods **1%**
- Healthcare **1%**
- Industrials **1%**
- Professional Services **1%**
- Telecommunications **1%**
- No Value **1%**
- Energy <1%
- Materials <1%

### JOB LEVEL



- Individual Contributor **33%**
- Other **29%**
- Manager **20%**
- Academic **8%**
- Director **5%**
- CXO / ED **3%**
- VP / SVP / GM **2%**

### JOB FUNCTION

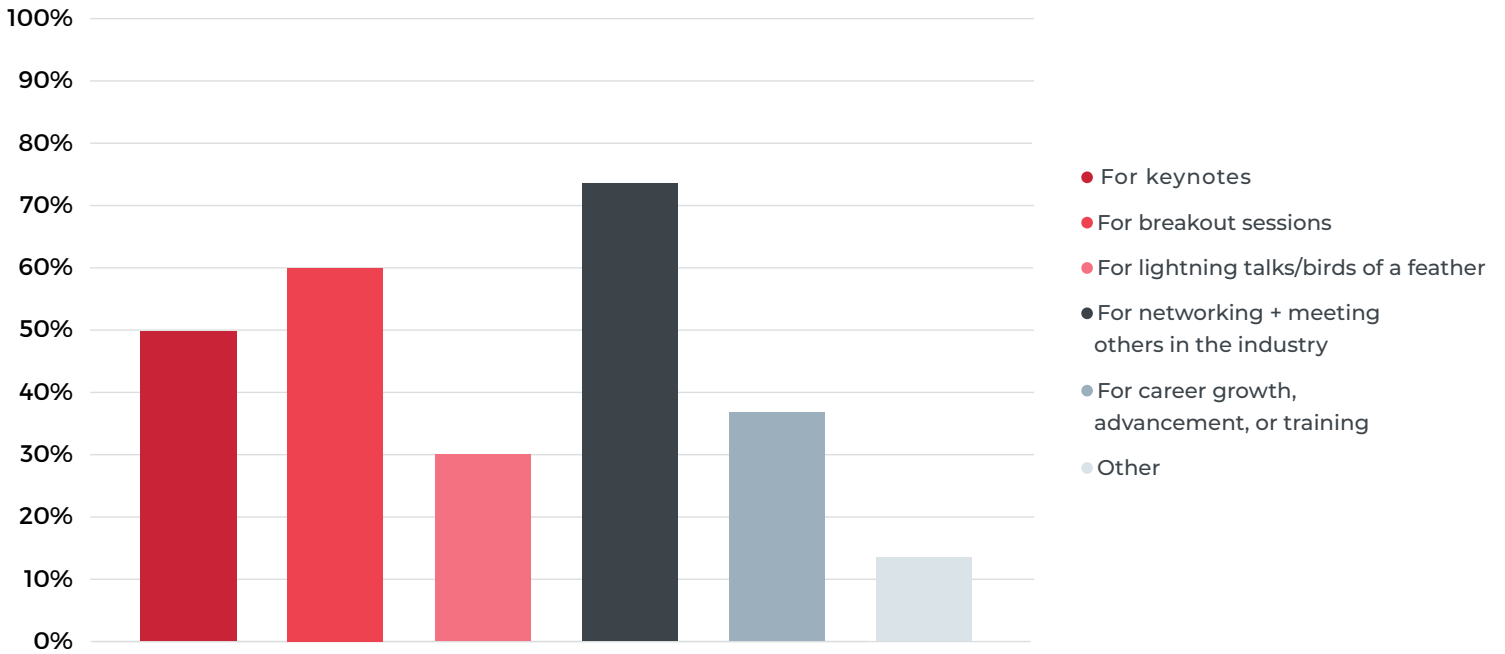


- DevOps/SRE/Sysadmin **29%**
- Manager - Technical Teams **15%**
- Architect **14%**
- Other **13%**
- Systems/Embedded Developer **9%**
- Application Developer **8%**
- Executive Leader **6%**
- Product/Biz Dev **2%**
- Manager - Other **1%**
- Professor / Academic **1%**
- Student **1%**
- Kernel/Operating Systems Developer **1%**

## TOP 3 JOB FUNCTIONS:

DevOps / SRE, Manager - Technical Teams, Architect

## PRIMARILY ATTENDED FOR:



**6** SPONSORS

**45** Average badge scans

**79** Highest badge scans

**226** Total badge scans

**65** CONFERENCE TALKS

**76** Speakers

**10** Keynotes

**42** Breakout Sessions



**MOST REPRESENTED COUNTRIES**  
**SWITZERLAND, USA, GERMANY**

**GENDER MINORITY SPEAKERS: 15%**