



# BazelCon 2025

NOVEMBER 9-11, 2025 | ATLANTA, GEORGIA

## DEMOGRAPHIC DATA

#BAZELCON



## ATTENDEES PER REGION

75%

NORTH  
AMERICA

14%

EUROPE

9%

ASIA

1%

AFRICA

1%

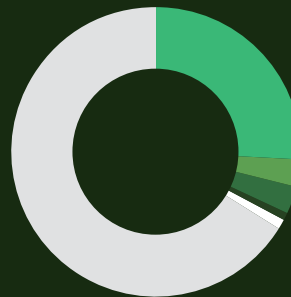
AUSTRALIA  
+ OCEANIA

# 331

IN-PERSON  
ATTENDEES

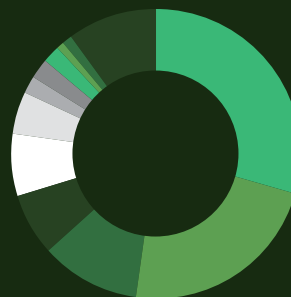
# 214

TOTAL  
ORGANIZATIONS  
REPRESENTED



### Industry

- Information Technology 26%
- Automotive 3%
- Financials 3%
- Consumer Goods 1%
- Health Care 1%
- Other 66%

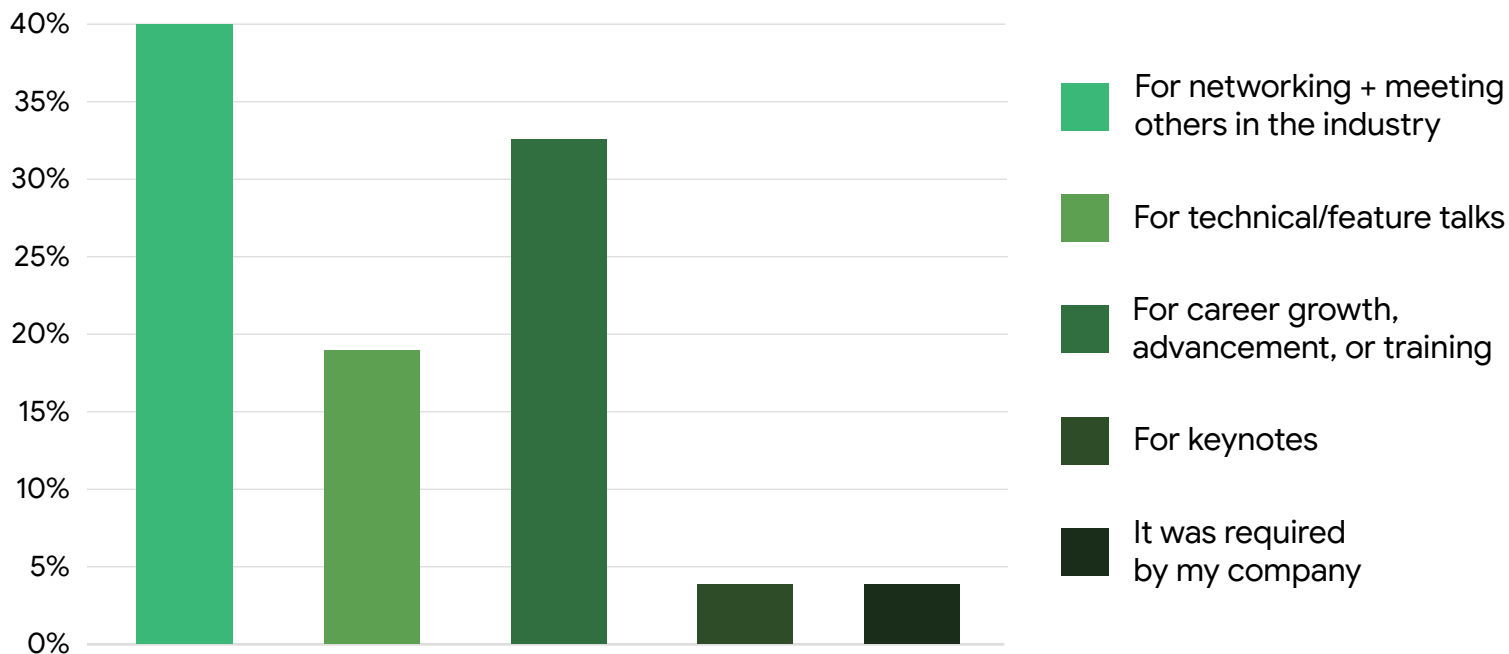


### Job Function

- Application Developer 30%
- DevOps / SRE 23%
- Manager - Technical Teams 11%
- Executive Leader 7%
- Systems / Embedded Developer 7%
- Architect 5%
- Product / Biz Dev 2%
- Student 2%
- Manager - Other 1%
- Marketing 1%
- Media / Analyst 1%
- Other 10%

TOP 3 JOB FUNCTIONS:  
APPLICATION DEVELOPER  
DEVOPS / SRE  
MANAGER - TECHNICAL TEAMS

## PRIMARYLY ATTENDED FOR:



**9 SPONSORS**

**50** AVERAGE BADGE SCANS

**81** HIGHEST BADGE SCANS

**405** TOTAL BADGE SCANS

**57 CONFERENCE TALKS**

**3** GENERAL SESSIONS

**6** BIRDS OF A FEATHER

**22** LIGHTNING TALKS

**16** TECHNICAL / FEATURE TALKS

**4** UNCONFERENCES

**6** TRAININGS



**MOST REPRESENTED COUNTRIES**  
**USA, GERMANY, INDIA**